

COVER XL T70


SEMI-MOUNTED X-PROFILE OFFSET DISC HARROW

From 40 to 64 discs - Tractors: 210 to 310 hp - Working width: 4.40 to 7.00 m




Axle suspension

An accumulator on the support axle cylinder provides you with the best possible road handling conditions.



Drawbar suspension

Elastomer around the drawbar cylinder allows flexibility during transport and in the field. An accumulator is connected to the wheel axle to protect your machine and for easy handling.



Rear equipment

For finishing work, a bar roller can be fitted to the rear.

If your machine is equipped with a roller, you can choose whether to work with it or not, as it folds over the top of the machine.



Depth control wheels

This solution enables you to pass through any type of terrain. Depth control wheels avoid roller jamming as the weight of the machine does not push the roller into the ground. In dry conditions you have the choice between wheels and rollers for a high level of stability.



Stabilizing wheel

After a certain width, it is better to have a wheel on the right lateral support to stabilize the machine so that it maintains the same working depth at all speeds.

	COVER XL T70 TECHNICAL SPECIFICATIONS				
Working width (m)	4.60	5.00	5.40	5.80	6.20
Tractor power (HP) <i>Tractor power (kW)</i>	210 / 260 154 / 191	220 / 270 162 / 198	230 / 280 169 / 206	240 / 290 176 / 213	250 / 310 184 / 228
Transport width (m)	3.00				
Transport height (m)	3.10	3.50	3.65	3.70	4.00
Indicative weight (Kg)	6 210	6 530	6 700	6 860	7 050
Yoke hitch type (Cat.)	Standard: cast ring ball joint Ø 35 mm / Option: cast ring ball joint Ø 45 mm - Ø 55 mm - 65 mm - Scharmüller K80				
Chassis version	Can be folded in two parts				
Number of discs	48	52	56	60	64
Disc shaft diameter (mm)	40 x 40				
Disc diameters (mm)	Standard Ø 660 / Option Ø 710				
Disc thicknesses (mm)	7 mm at the front and 6 mm at the back				
Spacing between discs (mm)	195				
Under frame clearance (mm)	800				
Max. working depth (mm)	200				
Working part safety system	Fixed seating				
Disc angle adjustment	Standard: mechanical / Option: hydraulic				
Stabilizing wheel	Standard without / Option: two side wheels 10.0/75x15.3 (Ø 760 mm) or 11.5/80x15.3 (Ø 845 mm)				
Tyres	Standard 400/55x22.5 (Ø 1010 mm) / Option 500/45x22.5 (Ø 1021 mm)				
Braking	Standard hydraulic / Option tyre				
Seed drill walkway	Not available				
Hectare counter	Option				
Roller adjustment	Mechanical tie rod				
Rear equipment (mm)	Standard without / Option: square bars roller Ø 500 - Double following harrow				
Road traffic lights	As standard				

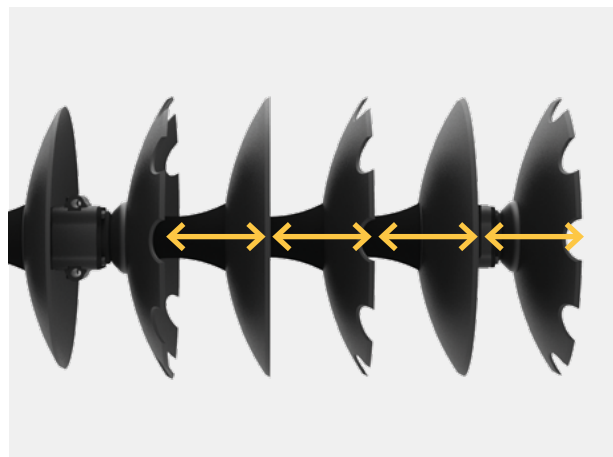
COVER XL T70 TECHNICAL SPECIFICATIONS

	4.40	4.80	5.30	5.80	6.20	6.60	7.00
Working width (m)							
Tractor power (HP) <i>Tractor power (kW)</i>	210 / 250 154 / 184	220 / 260 162 / 191	230 / 270 169 / 198	240 / 280 176 / 206	250 / 290 184 / 213	260 / 300 191 / 220	270 / 310 198 / 228
Transport width (m)	3.00						
Transport height (m)	3.00	3.20	3.60	3.70	4.00	4.10	4.30
Indicative weight (Kg)	5 970	6 110	6 230	6 550	6 700	6 900	7 100
Yoke hitch type (Cat.)	Standard: cast ring ball joint Ø 35 mm / Option: cast ring ball joint Ø 45 mm - Ø 55 mm - 65 mm - Scharmüller K80						
Chassis version	Can be folded in two parts						
Number of discs	40	44	48	52	56	60	64
Disc shaft diameter (mm)	40 x 40						
Disc diameters (mm)	Standard Ø 660 / Option Ø 710						
Disc thicknesses (mm)	7 mm at the front and 6 mm at the back						
Spacing between discs (mm)	230						
Under frame clearance (mm)	800						
Max. working depth (mm)	200						
Working part safety system	Fixed seating						
Disc angle adjustment	Standard: mechanical / Option: hydraulic						
Stabilizing wheel	Standard sans / Option: two side wheels 10.0/75x15.3 (Ø 760 mm) or 11.5/80x15.3 (Ø 845 mm)						
Tyres	Standard 400/55x22.5 (Ø 1010 mm) / Option 500/45x22.5 (Ø 1021 mm)						
Braking	Standard hydraulique / Option pneumatique						
Seed drill walkway	Not available						
Hectare counter	Option						
Roller adjustment	Mechanical tie rod						
Rear equipment (mm)	Standard without / Option: square bars roller Ø 500 - Double following harrow						
Road traffic lights	As standard						



Consistent ground levelling

On the front disc gangs, you have the option of using a deflector and an anti-projection disc to control the ground projection and the outer disc depth. Combined with the graduated mounting of the rear disc gangs you achieve a perfectly levelled field.



Several spacings

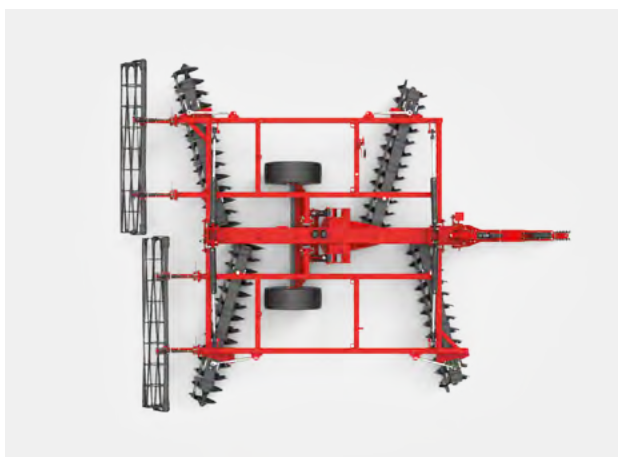
Depending on your needs, we offer two disc spacings. The 195 mm spacing is for fine work, recommended for shallow depths and the 230 mm spacing for more versatile use with summer stubble tillage and destruction of complex root systems.



Durable bearings

The compact, cast iron housing means that it will not interfere with the passage of residues. This minimizes jamming.

Thanks to triple sealed packing and two outward-facing seals, excess grease can escape but dust and debris cannot enter. This system extends service life and reduces maintenance to a minimum.



X design

The disc gangs are offset for uniform work across the entire working surface. This also allows perfect symmetry between the right and left side in order to balance pulling forces. X-profile Disc gangs are versatile and work well on land with few contours.



Bearing protection

A bearing protection guard is recommended for very stony conditions. The aim is to preserve the bearing from wear and tear due to ground friction but also from impacts caused by foreign objects in the field.



Several hitching types

Two hitching types are available: a turning ring hitch for the eye bolt or the drawbar, or a Cat 2 and 3N arm coupling to improve manoeuvring in headlands thanks to the wide turning circle.