




In addition to a full line of accessories and apparel, Polaris® offers a complete line of financing and service contract options. See your dealer for more info.



**EARN \$50 POLARIS® CASH WITH YOUR FIRST PURCHASE AND TAKE THE TRAIL MORE REWARDED**

**POLARIS**  
VISA CARD

The creditor and issuer of the Polaris® Visa Card is U.S. Bank National Association, pursuant to a license from Visa U.S.A. Inc. ©2016 U.S. Bank National Association. All rights reserved.

**POLARIS**  
**NORTHSTAR**  
**COOLER**



HOLDS ICE  
**30+**  
HOURS  
LONGER  
THAN YETI®



30 quart & 60 quart



ComfortCarry Handles



TravelLock System



EasyOut Drain System



NoSlip Rubber Feet



PolarWall Insulation



IceLock Seal

FIND EVERYTHING YOU'RE LOOKING FOR AT  
**POLARIS.COM/SHOP**

\*YETI® is a registered trademark of YETI COOLERS, LLC

**POLARIS**  
**RANGER**



**2017 ACCESSORIES & GARAGE**  
CAN VERSION



POLARIS  
**RANGER**

**HARDEST  
WORKING.  
SMOOTHEST  
RIDING.**



**THERE IS A  
RANGER® FOR YOU**

No matter your needs, farm, ranch, hunt or on the trail we have a RANGER® to suit your use and lifestyle. Whether you need seating just for you, or your whole crew, RANGER® has seating options for two to six people with no compromises in bed capacity or payload.

**INDUSTRY LEADER  
IN UTILITY SVS**

There is a reason RANGER® outsells the largest utility SVS competition. Every RANGER® we make is built on decades of industry leading innovation, driven by customer influenced design, and quality, that puts us ahead of the rest.

**ULTIMATE VERSATILITY**

Industry exclusive Lock & Ride® Pro Fit cab integration and easy to install accessories, means you can quickly change from a utility work horse to your companion on the hunt or trail.

**BUILT TO GET MORE DONE**

RANGER® offers powerful and efficient ProStar® engine options with massive towing and payload capability. Add to that great ground clearance and legendary ride and handling you have the confidence you need to get more done off-road.

**FIND YOUR MODEL**

**FULL-SIZE**



RANGER® 570 FULL-SIZE    RANGER XP® 900 EPS    RANGER XP® 1000 EPS    RANGER® DIESEL



RANGER XP® 1000 EPS HUNTER EDITION    RANGER XP® 1000 EPS RANCH EDITION    RANGER XP® 1000 EPS HIGH LIFTER EDITION    RANGER XP® 1000 EPS NORTHSTAR HVAC EDITION



RANGER CREW® 570-6    RANGER CREW® XP 900 EPS    RANGER CREW® XP 1000 EPS    RANGER® DIESEL CREW

- 12 LOCK & RIDE® Pro Fit CAB SYSTEM
- 14 CAB SYSTEMS
- 16 ROOFS
- 18 WINDSHIELDS
- 20 REAR PANELS
- 22 DOORS
- 24 CAB COMFORT
- 26 CARGO / BED STORAGE / COOLERS
- 30 HUNTING
- 32 FARM & RANCH
- 34 BUMPERS & GUARDS
- 36 RANGER 570 FULL-SIZE ACCESSORIES

**MID-SIZE**



RANGER® 500    RANGER® 570 EPS    RANGER® EV



RANGER® EV LI-ION    RANGER CREW® 570-4 EPS

- 42 LOCK & RIDE® Pro Fit CAB SYSTEM
- 44 CAB SYSTEMS
- 46 ROOFS
- 48 WINDSHIELDS
- 50 REAR PANELS / DOORS
- 52 CAB COMFORT
- 54 CARGO BED / STORAGE
- 56 HUNTING
- 58 BUMPERS / GUARDS / COOLERS

**COMMON ACCESSORIES**



\*POLARIS® PRO HD 6000 LB. WINCH    PRO ARMOR HARVESTER®



GLACIER® PRO PLOW 72" POLY BLADE    PRO ARMOR® DUAL ROW 10" FLOOD

- 60 WINCHES
- 62 PLOWS - PRO
- 64 PLOWS - GLACIER II
- 66 TIRES
- 68 WHEELS / TRACKS
- 70 LIGHTING
- 72 AUDIO / TECH & ELECTRONICS
- 74 OIL / LUBRICANTS / GARAGE
- 76 VEHICLE CARE / TRAILERS
- 78 GARAGE
- 80 APPAREL

FULL-SIZE

MID-SIZE

COMMON ACCESSORIES



**POLARIS**

ENGINEERED PARTS  
ACCESSORIES & APPAREL

# ENGINEERED TO PERFORM

Polaris Engineered Accessories® are designed with industry-exclusive technologies right alongside the Polaris RANGER®, guaranteeing quick, seamless installation and a perfect fit every time.



## LOCK & RIDE® Pro Fit

Dedicated mounting points are engineered into the vehicle, giving you a perfect fit, seal, with easy installation & removal.



## EASY INTEGRATION

Every Lock & Ride® accessory is specifically designed to install quickly, without tools and without hassle.

## GET EVEN MORE DONE.

WITH THESE **NEW** PRODUCTS FOR 2017  
Innovation never rests and neither does our drive to help you get the most out of your Polaris RANGER®.

**NEW**  
**TOP SELLER**

Look for the new and top seller icons throughout the book for the latest and greatest Polaris Engineered Accessories®.



EVEN MORE OPTIONS TO MAKE IT YOURS  
**CAB COMPONENTS**  
FLIP DOWN WINDSHIELD, TRANSPARENT & CANVAS DOORS, SEAT COVERS, MIRRORS & MORE

## GET THE ESSENTIALS FOR YOUR RANGER®

**CAB COMPONENTS**  
FULL-SIZE: 14-25 MID-SIZE: 44-53

**WINCHES**  
PAGE 60

**PLOWS**  
PAGE 62

**TIRES & WHEELS**  
PAGE 66



TAKE IT TO THE FIELD  
WITH A FULL LINE OF  
**HUNT ACCESSORIES**  
BEAR VAULTS, KENNELS & GUN RACKS,  
KOLPIN STRONGHOLD



KEEP IT ICE COLD  
**COOLERS & ACCESSORIES**



**PRO ARMOR®**  
**WHEELS & TIRES**  
FOR ANY TERRAIN OR STYLE

SEE POLARIS ENGINEERED VIDEOS AT  
[POLARIS.COM/RANGER](http://POLARIS.COM/RANGER)





# TRUSTED WITH MORE TROPHIES

Gear up with the right accessories to get out and get your trophy. Hide in plain sight using the Lock & Ride® Pro Fit Camo Roof and Canvas Doors, and keep your gear organized with a Kolpin Stronghold® Gun Boot® XL and Lock & Ride® CargoMax System. When you're out on the hunt, your RANGER® will be your most reliable partner.


**RANGER XP® 1000 EPS  
HUNTER EDITION  
POLARIS PURSUIT® CAMO**

- A. 35" POLARIS® LED LIGHT BAR 2880527
- B. LOCK & RIDE® Pro Fit HARD COAT POLY FLIP DOWN WINDSHIELD 2881919 **NEW TOP SELLER**
- C. FRONT HOOD STORAGE RACK 2881459
- D. POLARIS® PRO HD 6000 LB. WINCH 2881668
- E. IN-CAB GUN MOUNT 2881537
- F. REMOTE-OPERATED SWIVEL LIGHT 2881572
- G. LOCK & RIDE® Pro Fit CANVAS DOORS - POLARIS PURSUIT® CAMO 2882195 **NEW**
- H. LOCK & RIDE® Pro Fit SPORT ROOF - POLARIS PURSUIT® CAMO 2882430
- I. KOLPIN STRONGHOLD® GUN BOOT® XL TRANSPORT 2882026 **NEW**
- J. KOLPIN STRONGHOLD® AUTO LATCH MOUNT SYSTEM 2882272 **NEW**
- K. LOCK & RIDE® CARGOMAX SYSTEM 2882177 **NEW**
- L. PRO ARMOR® WHEEL & TIRE SET - AMPLIFY - MATTE BLACK & DAGGER 2882392 **NEW**
- M. POLARIS NORTHSTAR® COOLER - 60QT 2881259



# GET MORE DONE

Stay one step ahead of changing seasons for years to come. Only Polaris Engineered Accessories™ have the power, comfort, and legendary RANGER® versatility to haul more, tow more and do more for your property.



## RANGER XP® 1000 EPS RANCH EDITION MAROON METALLIC

- A. REMOTE-OPERATED SWIVEL LIGHT 2881572
- B. WINDSHIELD WIPER/WASHER KIT 2879754 **TOP SELLER**
- C. DASH MOUNTED AUDIO KIT 2882030 **TOP SELLER**
- D. LOCK & RIDE® SLIDING GLASS REAR PANEL 2879015
- E. LOCK & RIDE® CARGOMAX SYSTEM 2882177 **NEW**
- F. LOCK & RIDE® Pro Fit HINGED WINDOW DOORS 2881253 **TOP SELLER**
- G. TIP-OUT GLASS WINDSHIELD 2878966 **TOP SELLER**
- H. PRO ARMOR® WHEEL & TIRE SET-SHACKLE-ACCENT & HARVESTER 27R14 2882385 **NEW**
- I. HEATER/DEFROST KIT 2880023 **TOP SELLER**



# WORK KNOWS NO REST



Keep going from dawn 'til done with Polaris Engineered Accessories\*. Outfit your machine with the tools to take command of your work—from Lock & Ride® Pro Fit ClearView Doors to brushguards and sprayers, only Polaris Engineered Accessories will help you tackle any task.



## RANGER XP® 1000 EPS NARA BRONZE

- A. LOCK & RIDE® Pro Fit HARD COAT POLY FLIP DOWN WINDSHIELD 2881919 **NEW** TOP SELLER
- B. STANDARD BRUSHGUARD - FRONT 2878839 TOP SELLER
- C. RANGER® FULL-SIZE SEATSAVERS® BY CARHARTT® CARHARTT® BROWN 2882952-218 **NEW**
- D. REVERSE VIEW CAMERA MIRROR 2881483 **NEW**
- E. LOCK & RIDE® Pro Fit CLEARVIEW DOORS 2882188 **NEW**
- F. LOCK & RIDE® Pro Fit STEEL ROOF 2879891
- G. LOCK & RIDE® TIP-DOWN HEADACHE RACK 2881531
- H. LOCK & RIDE® BODMLSS SPRAYER - 60 GALLON 2879799
- I. STANDARD BRUSHGUARD - REAR 2878840





**RANGER XP® 1000 EPS  
WHITE LIGHTNING**

- A. LOCK & RIDE® Pro Fit PREMIUM AUDIO ROOF 2880538
- B. ACCENT LIGHTING KIT - BLUE 2880506
- C. WIDE ANGLE REAR VIEW MIRROR 2881439
- D. POLARIS NORTHSTAR® COOLER - 30QT 2881259
- E. POLARIS® RATCHET TIE-DOWN STRAPS - BLACK 2859047-02
- F. LOCK & RIDE® CARGO BOX 2879230
- G. LOCK & RIDE® BED RACK 2879884
- H. LOCK & RIDE® SPARE TIRE MOUNT 2881529 **NEW**  
PRO ARMOR® ATTACK TIRE - FRONT 5415613  
PRO ARMOR® SHACKLE - MATTE BLACK FRONT 1522547-458
- I. LOCK & RIDE® Pro Fit HALF DOORS 2879797
- J. PRO ARMOR® DUAL ROW 30" COMBO 2882074 **NEW**
- K. LOCK & RIDE® Pro Fit HALF WINDSHIELD 2879135
- L. EXTREME BRUSHGUARD - FRONT 2879201
- M. POLARIS® PRO HD 4500 LB. WINCH 2881666
- N. PRO ARMOR® WHEEL & TIRE SET: SHACKLE - MATTE BLACK & ATTACK 2881348

# WORK HARD PLAY HARDER

No matter where your day on the trails takes you, you can rely on Polaris Engineered Accessories™ to transform your RANGER® into an off-road beast. Equip yourself with brushguards and aluminum doors to take on the terrain, and a powerful Pro HD winch to get yourself out of any situation.





# TAKE COMMAND OF ANY CONDITION



Add four-season versatility and unmatched comfort to your RANGER® with a Lock & Ride® Pro Fit cab system. Built around the profile tube frames and designed exclusively with, and for, your machine, Polaris Engineered™ cab components fit perfectly, install easily and seal tightly keeping the elements out and you protected. With complete modularity and over 1,400 ways to configure your cab, there's a solution for every RANGER® for any condition.

**LOCK & RIDE** PF  
Pro Fit



PROFILE TUBE  
CAB FRAME

## INDUSTRY-LEADING INTEGRATION STARTS AT THE FRAME

Every Polaris Engineered Accessory™ was built by the same hands that designed your RANGER®, giving you unparalleled and seamless integration. With the Lock & Ride® Pro Fit cab frame, mounting locations are built right in, ensuring all cab components fit perfectly, seal tight and install easily.



## KEEP GOING ALL YEAR ROUND

Using the Lock & Ride® Pro Fit cab frame channel design, every cab component seals tight with a weatherproof gasket seal to keep the rain, snow, dust and debris out.



**90°**  
TWIST-OF-A-HANDLE  
INSTALLATION

## EASY-ON, EASY-OFF

Forget about spending entire afternoons bolting your cab together. With the Lock & Ride® Pro Fit cab system, you can add or remove entire portions of your cab in a matter of seconds without tools.





# CAB SYSTEMS



**BUILD YOUR OWN WITH  
OVER 1,400 WAYS  
TO CONFIGURE**

Every Polaris Engineered™ accessory was designed with cab customization in mind. Polaris Lock & Ride® Pro Fit cabs easily adjust for chilly mornings and blistering afternoons—moving you from season to season, from the field to the hunt, and beyond.



**COMPLETE CONFIDENCE**  
Choose from an industry-leading lineup of complete cab systems or customize your own.

## LX CAB SYSTEM

THE BEST VENTILATION FROM THE MOST PREMIUM CAB COMPONENTS



LOCK & RIDE® Pro Fit PREMIUM ROOF | 2878851  
TIP-OUT GLASS WINDSHIELD | 2879986 **TOP SELLER**  
LOCK & RIDE® Pro Fit SLIDING WINDOW REAR PANEL | 2879015  
LOCK & RIDE® Pro Fit POWER WINDOW DOORS | 2880503  
» 2851123 | \$6,449<sup>99</sup>  
XP 1000 6 900 MY 13-17, XP 570 MY 16, DIESEL MY 14-17, 570 FULL-SIZE MY 15

## SX CAB SYSTEM

THE PERFECT BALANCE OF PROTECTION, COMFORT AND PREMIUM DOOR VENTILATION



LOCK & RIDE® Pro Fit PREMIUM ROOF | 2878851  
LOCK & RIDE® Pro Fit FIXED GLASS WINDSHIELD | 2879269 **TOP SELLER**  
LOCK & RIDE® Pro Fit SLIDING WINDOW REAR PANEL | 2879013 **TOP SELLER**  
LOCK & RIDE® Pro Fit HINGED WINDOW DOORS | 2881253  
» 2851129 | \$5,099<sup>99</sup>  
XP 1000 6 900 MY 13-17, XP 570 MY 16, DIESEL MY 14-17, 570 FULL-SIZE MY 15

## X CAB SYSTEM

THE COLD WEATHER PROTECTION ESSENTIALS



LOCK & RIDE® Pro Fit SPORT ROOF | 2882295 **TOP SELLER**  
LOCK & RIDE® Pro Fit POLY WINDSHIELD | 2878854 **TOP SELLER**  
LOCK & RIDE® Pro Fit GLASS REAR PANEL | 2879134 **TOP SELLER**  
LOCK & RIDE® Pro Fit FIXED WINDOW DOORS | 2879247  
» 2851125 | \$3,999<sup>99</sup>  
XP 1000 6 900 MY 13-17, XP 570 MY 16, DIESEL MY 14-17, 570 FULL-SIZE MY 15

## S CAB SYSTEM

THE BEST LIGHTWEIGHT PROTECTION PACKAGE



LOCK & RIDE® Pro Fit CANVAS ROOF | 2879039  
LOCK & RIDE® Pro Fit POLY WINDSHIELD | 2879126 **TOP SELLER**  
LOCK & RIDE® Pro Fit CANVAS REAR PANEL | 2879040  
LOCK & RIDE® Pro Fit CANVAS DOORS | 2878853 **TOP SELLER**  
» 2851126 | \$2,259<sup>99</sup>  
XP 1000 6 900 MY 13-17, XP 570 MY 16, DIESEL MY 14-17, 570 FULL-SIZE MY 15

## LX CREW CAB SYSTEM

THE ULTIMATE COMFORT AND PROTECTION FOR EVERYONE



LOCK & RIDE® Pro Fit CREW SPORT ROOF | 2882286 **TOP SELLER**  
FIXED GLASS WINDSHIELD | 2879269 **TOP SELLER**  
LOCK & RIDE® Pro Fit GLASS REAR PANEL | 2879013 **TOP SELLER**  
LOCK & RIDE® Pro Fit HINGED WINDOW DOORS | 2881253 **TOP SELLER**  
LOCK & RIDE® Pro Fit CREW POLY REAR DOORS | 2879641  
» 2851130 | \$7,419<sup>99</sup>  
CREW XP 1000 6 900 MY 13-17, CREW XP 570 MY 16, CREW DIESEL MY 14-17, CREW 570 FULL-SIZE MY 15

## X CREW CAB SYSTEM

THE BEST LIGHTWEIGHT PROTECTION PACKAGE FOR THE CREW



LOCK & RIDE® Pro Fit CREW SPORT ROOF | 2882286 **TOP SELLER**  
LOCK & RIDE® Pro Fit POLY WINDSHIELD | 2879126 **TOP SELLER**  
LOCK & RIDE® Pro Fit POLY REAR PANEL | 2879134 **TOP SELLER**  
LOCK & RIDE® Pro Fit CANVAS DOORS | 2878853 **TOP SELLER**  
LOCK & RIDE® CREW CANVAS REAR DOORS | 2879899  
» 2851132 | \$3,869<sup>99</sup>  
CREW XP 1000 6 900 MY 13-17, CREW XP 570 MY 16, CREW DIESEL MY 14-17, CREW 570 FULL-SIZE MY 15



**ROOFS**

# WHERE COMFORT

# MEETS PROTECTION

## POLY Add lightweight Impact-resistance with a durable poly roof



**LOCK & RIDE® Pro Fit PREMIUM AUDIO ROOF**

- Complete all-in-one system with all components integrated under the roof
- » 2880538 | **\$3,229<sup>99</sup>**
- XP 1000 & 900 MY 13-17, XP 570 MY 16, DIESEL MY 14-17, 570 FULL-SIZE MY 15
- Light Bar Mount Kit (2879732) required for installing a light bar

**LOCK & RIDE® Pro Fit PREMIUM ROOF** TOP SELLER

- Includes integrated sound-dampening liner
- » 2882485 | **\$699<sup>99</sup>**
- XP 1000 & 900 MY 13-17, XP 570 MY 16, DIESEL MY 14-17, 570 FULL-SIZE MY 15

**LOCK & RIDE® Pro Fit SPORT ROOF** TOP SELLER

- Tough injection-molded design resists distortion from the elements

3-SEAT

- » 2882285 | BLACK | **\$414<sup>99</sup>**
- » 2879379 | CAMO | **\$599<sup>99</sup>**
- XP 1000 & 900 MY 13-17, XP 570 MY 16, DIESEL MY 14-17, 570 FULL-SIZE MY 15

CREW

- » 2882286 | BLACK | **\$679<sup>99</sup>**
- » 2880642 | CAMO | **\$1,549<sup>99</sup>**
- CREW XP 1000 & 900 MY 13-17, CREW XP 570 MY 16, CREW DIESEL MY 14-17, CREW 570 FULL-SIZE MY 15

**ADD A ROOF LINER TO YOUR LOCK & RIDE® Pro Fit SPORT ROOF CREW FOR A CLEAN INTERIOR FINISH AND REDUCE CAB NOISE.**

**LOCK & RIDE® Pro Fit SPORT ROOF - CREW - PREMIUM LINER** NEW

- Enhances comfort and reduces cab noise
- » 2882175 | **\$324<sup>99</sup>**
- CREW XP 1000 & 900 MY 13-17, CREW XP 570 MY 16, CREW DIESEL MY 14-17, CREW 570 FULL-SIZE MY 15



**ALL POLY ROOFS COME STANDARD WITH A ROOF SEAL KIT.**

## STEEL Strengthen your cab while adding ultimate protection



**LOCK & RIDE® Pro Fit STEEL ROOF**

- Stout 12-gauge steel construction

3-SEAT STEEL

- » 2879881 | **\$899<sup>99</sup>**
- XP 1000 & 900 MY 13-17, XP 570 MY 16, DIESEL MY 14-17, 570 FULL-SIZE MY 15

CREW STEEL

- » 2880334 | **\$1,169<sup>99</sup>**
- CREW XP 1000 & 900 MY 13-17, CREW XP 570 MY 16, CREW DIESEL MY 14-17, CREW 570 FULL-SIZE MY 15

## CANVAS Lightweight, easy to clean and store



**LOCK & RIDE® Pro Fit CANVAS ROOF**

- Premium heavy-duty mold-resistant material, with UV inhibitors

3-SEAT CANVAS

- » 2879039 | **\$324<sup>99</sup>**
- XP 1000 & 900 MY 13-17, XP 570 MY 16, DIESEL MY 14-17, 570 FULL-SIZE MY 15

CREW CANVAS

- » 2879898 | **\$519<sup>99</sup>**
- CREW XP 1000 & 900 MY 13-17, CREW XP 570 MY 16, CREW DIESEL MY 14-17, CREW 570 FULL-SIZE MY 15

**ROOF SEAL KITS (NOT SHOWN)**


- Optional Roof Sealing Kit recommended for cab systems
- » 2879289 | **\$48<sup>99</sup>**
- XP 1000 & 900 MY 13-17, XP 570 MY 16, DIESEL MY 14-17, 570 FULL-SIZE MY 15

## LOCK & RIDE® Pro Fit ROOF ADVANTAGES



**SEALED COVERAGE**

Just as roof shingles overlap for seamless coverage, these easy-to-install roofs extend over the tops of all other cab components to create a sealed enclosure.



**QUIETER RIDE**

Roofs with sound-angles overlapping liners help cut in-cab noise by 60% at idle and by 40% at 20 mph.



**KEEP MOISTURE MOVING**

Keep precipitation moving with integrated roof water channels.



**REVOLUTIONARY INSTALLATION**

Lock & Ride® Pro Fit roofs install directly into mounting points in the cab frame, providing the easiest installation and a sealed fit.



# WINDSHIELDS



**TIP-OUT GLASS WINDSHIELD** **TOP SELLER**  
 • Tip-out design allows for open-air freedom or a tight seal  
 ▶ 2678966 | \$1,549<sup>99</sup>  
 XP 1000 & 900 MY 13-17, XP 570 MY 16, DIESEL MY 14-17, 570 FULL-SIZE MY 15, CREW XP 1000 & 900 MY 13-17, CREW XP 570 MY 16, CREW DIESEL MY 14-17, CREW 570 FULL-SIZE MY 15



**LOCK & RIDE Pro Fit FIXED GLASS WINDSHIELD** **TOP SELLER**  
 • Protective, laminate safety glass  
 ▶ 2879269 | \$899<sup>99</sup>  
 XP 1000 & 900 MY 13-17, XP 570 MY 16, DIESEL MY 14-17, 570 FULL-SIZE MY 15, CREW XP 1000 & 900 MY 13-17, CREW XP 570 MY 16, CREW DIESEL MY 14-17, CREW 570 FULL-SIZE MY 15



**LOCK & RIDE Pro Fit GLASS WINDSHIELD** **TOP SELLER**  
 • Provides the highest level of scratch resistance  
 ▶ 2878854 | \$899<sup>99</sup>  
 XP 1000 & 900 MY 13-17, XP 570 MY 16, DIESEL MY 14-17, 570 FULL-SIZE MY 15, CREW XP 1000 & 900 MY 13-17, CREW XP 570 MY 16, CREW DIESEL MY 14-17, CREW 570 FULL-SIZE MY 15

# BRAVE THE ELEMENTS

## GLASS

**Superior OPTICAL CLARITY for a clear view**

**Laminate safety glass material PROTECTS FROM SCRATCHES and provides automotive-level visibility**

## CURVED GLASS

Automotive-style curved glass provides the best fit and finish, improved interior sound dampening and optimized visibility.



Windshields are curved to fit the Lock & Ride® Pro Fit cab frame for a perfect fit and seamless finish

**WINDSHIELD WIPER KITS - PAGE 25**  
 CAN ONLY BE INSTALLED WITH GLASS WINDSHIELDS.

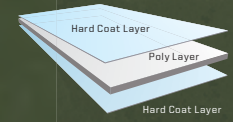
## POLY

**Lightweight and flexible material is IMPACT RESISTANT, providing long term value and protection**

**Guarantees a TIGHT SEAL to keep out rain and dust**

## HARD COAT

Give your poly windshield an extra defense boost. By selecting a scratch-resistant hard coat poly windshield, hard coat is **30X MORE SCRATCH RESISTANT** than regular poly, you'll be able to handle whatever your ride can throw at you.




**POLY TIP OUT WINDSHIELD**  
 • 3-position adjustability to control cab airflow  
 ▶ 2880091 | \$1,169<sup>99</sup>  
 XP 1000 & 900 MY 13-17, XP 570 MY 16, DIESEL MY 14-17, 570 FULL-SIZE MY 15, CREW XP 1000 & 900 MY 13-17, CREW XP 570 MY 16, CREW DIESEL MY 14-17, CREW 570 FULL-SIZE MY 15



**LOCK & RIDE® FLIP DOWN HARD COAT POLY WINDSHIELD** **NEW! TOP SELLER**  
 • 2 venting options: fully sealed, flip-down or remove upper half for some protection with maximum ventilation  
 ▶ 2881919 | \$569<sup>99</sup>  
 XP 1000 & 900 MY 13-17, XP 570 MY 16, DIESEL MY 14-17, 570 FULL-SIZE MY 15, CREW XP 1000 & 900 MY 13-17, CREW XP 570 MY 16, CREW DIESEL MY 14-17, CREW 570 FULL-SIZE MY 15



**LOCK & RIDE® POLY WINDSHIELD** **TOP SELLER**  
 ▶ 2879127 | HARD COAT | \$649<sup>99</sup>  
 ▶ 2879126 | GENERAL PURPOSE | \$519<sup>99</sup>  
 XP 1000 & 900 MY 13-17, XP 570 MY 16, DIESEL MY 14-17, 570 FULL-SIZE MY 15, CREW XP 1000 & 900 MY 13-17, CREW XP 570 MY 16, CREW DIESEL MY 14-17, CREW 570 FULL-SIZE MY 15



**LOCK & RIDE® Pro Fit HALF WINDSHIELD**  
 • Deflects air flow from straight on, but still provides air flow in the cab  
 ▶ 2879135 | \$259<sup>99</sup>  
 XP 1000 & 900 MY 13-17, XP 570 MY 16, DIESEL MY 14-17, 570 FULL-SIZE MY 15, CREW XP 1000 & 900 MY 13-17, CREW XP 570 MY 16, CREW DIESEL MY 14-17, CREW 570 FULL-SIZE MY 15

## LOCK & RIDE® Pro Fit WINDSHIELD ADVANTAGES

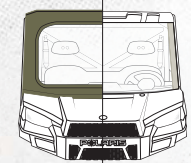


**LOCK & RIDE**

**REVOLUTIONARY INSTALLATION**  
 Windshields install easily and lock securely in place using Lock & Ride® technology.



**LAMINATE GLASS**  
 Every Polaris glass windshield is made from durable laminate safety glass, meaning no shatter during impact and superior scratch-resistance over poly windshields.



Other Cabs | Lock & Ride® Pro Fit

**IMPROVED VISIBILITY**  
 There's low profile exterior framework on the windshields, so riders enjoy a full, unobstructed field of vision..



Gasket runs the perimeter of windshield for a solid 360° seal

**AIRTIGHT GASKET SEAL**  
 Our windshields feature 360° airtight gasket seals to keep drafts and moisture out of your cab.

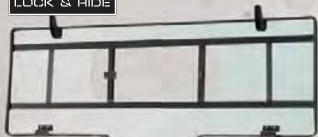


REAR PANELS

# SEAL OUT THE SWIRL

Take your cab system one step further by adding an essential rear panel to the mix. Guaranteed to provide a tight seal, rear panels help protect you from the elements and reduce dust swirl effect brought on by only having a windshield.

LOCK & RIDE



**LOCK & RIDE® Pro Fit SLIDING WINDOW REAR PANEL**

- Sliding window provides ventilation, cab comfort and access to cargo in rear box
- 2879015 | \$489<sup>99</sup>

XP 1000 & 900 MY 13-17, XP 570 MY 16, DIESEL MY 14-17, 570 FULL-SIZE MY 15, CREW XP 1000 & 900 MY 13-17, CREW XP 570 MY 16, CREW DIESEL MY 14-17, CREW 570 FULL-SIZE MY 15

LOCK & RIDE



**LOCK & RIDE® Pro Fit GLASS REAR PANEL** TOP SELLER

- 2879013 | \$489<sup>99</sup>
- XP 1000 & 900 MY 13-17, XP 570 MY 16, DIESEL MY 14-17, 570 FULL-SIZE MY 15, CREW XP 1000 & 900 MY 13-17, CREW XP 570 MY 16, CREW DIESEL MY 14-17, CREW 570 FULL-SIZE MY 15

## GLASS

Superior **OPTICAL CLARITY** for a clear view

**PROTECTION** from dust swirls and moisture.

Adjustable and durable, **laminated safety glass** **PROTECTS FROM SCRATCHES** and provides automotive-level visibility.

**KEEP IT CLEAN**  
SEE VEHICLE CARE FOR GLASS CLEANER  
PAGE 76




## POLY

Lightweight and flexible material is **IMPACT RESISTANT**, providing long term value and protection

Guarantees a **TIGHT SEAL** to prevent dust swirls and moisture from getting in.

LOCK & RIDE



**LOCK & RIDE® Pro Fit POLY REAR PANEL** TOP SELLER

- Strong, thick polycarbonate provides outstanding impact and scratch resistance
- Installs in contours of cab frame with 360° gasketing for outstanding protection, comfort, fit and finish
- 2879134 | \$389<sup>99</sup>
- XP 1000 & 900 MY 13-17, XP 570 MY 16, DIESEL MY 14-17, 570 FULL-SIZE MY 15, CREW XP 1000 & 900 MY 13-17, CREW XP 570 MY 16, CREW DIESEL MY 14-17, CREW 570 FULL-SIZE MY 15

LOCK & RIDE



**LOCK & RIDE® Pro Fit CANVAS REAR PANEL**

- Heavy-duty cinch-tight buckles for a snug, secure fit
- Panel installs easily into integrated mounting locations
- 2879040 | \$269<sup>99</sup>
- XP 1000 & 900 MY 13-17, XP 570 MY 16, DIESEL MY 14-17, 570 FULL-SIZE MY 15, CREW XP 1000 & 900 MY 13-17, CREW XP 570 MY 16, CREW DIESEL MY 14-17, CREW 570 FULL-SIZE MY 15

**ADD A HEADACHE RACK**  
FOR ADDITIONAL REAR PANEL PROTECTION  
PAGE 26



## LOCK & RIDE® Pro Fit REAR PANEL ADVANTAGES

LOCK & RIDE

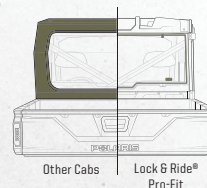
**REVOLUTIONARY INSTALLATION**

Rear panels install easily in designated attachment locations and lock securely in place using Lock & Ride® technology.



**LAMINATE GLASS**

Every Polaris® glass panel is made from durable laminate safety glass, meaning no shatter during impact and superior scratch resistance over poly panels.



**IMPROVED VISIBILITY**

In-frame installation eliminates the need for exterior framework, so riders enjoy full, uncompromised rearward visibility.



**AIRTIGHT GASKET SEAL**

Our windshields feature 360° airtight gasket seals to keep drafts and moisture out of your cab.

Gasket runs the perimeter of panel for a solid 360° seal



# DOORS COMPLETE YOUR CAB SYSTEM

## POLY Heavy-duty tube frames with hard molded shells and cab seal kits for the best all-weather protection



**LOCK & RIDE® Pro Fit POWER WINDOW DOORS**

- Power windows for maximum ventilation
- Premium interior door liner
- Comes with a cab seal kit
- BLACK | 2880503 | \$3,359<sup>99</sup>**

**XP 1000 & 900 MY 13-17, XP 570 MY 16, DIESEL MY 14-17, 570 FULL-SIZE MY 15, CREW XP 1000 & 900 MY 13-17, CREW XP 570 MY 16, CREW DIESEL MY 14-17, CREW 570 FULL-SIZE MY 15**

**LOCK & RIDE® Pro Fit HINGED WINDOW DOORS**

- Adjustable pivoting windows provide six ventilation options
- Sound-dampening, washable premium liner
- Comes with a cab seal kit
- BLACK | 2881253 | \$3,099<sup>99</sup>**

**POLARIS PURSUIT CAMO | 2881460 | \$4,129<sup>99</sup>**

**XP 1000 & 900 MY 13-17, XP 570 MY 16, DIESEL MY 14-17, 570 FULL-SIZE MY 15, CREW XP 1000 & 900 MY 13-17, CREW XP 570 MY 16, CREW DIESEL MY 14-17, CREW 570 FULL-SIZE MY 15**



**LOCK & RIDE® Pro Fit CLEARVIEW DOORS**

- Made of a clear poly for maximum visibility
- Adjustable pivoting windows provide six ventilation options
- Comes with a cab seal kit
- CLEAR/BLACK | 2882188 | \$2,579<sup>99</sup>**

**XP 1000 & 900 MY 13-17, XP 570 MY 16, DIESEL MY 14-17, 570 FULL-SIZE MY 15, CREW XP 1000 & 900 MY 13-17, CREW XP 570 MY 16, CREW DIESEL MY 14-17, CREW 570 FULL-SIZE MY 15**

**LOCK & RIDE® Pro Fit FIXED WINDOW DOORS**

- Tempered, fixed-position glass window
- Comes with a cab seal kit
- BLACK | 2879247 | \$2,321<sup>99</sup>**

**XP 1000 & 900 MY 13-17, XP 570 MY 16, DIESEL MY 14-17, 570 FULL-SIZE MY 15, CREW XP 1000 & 900 MY 13-17, CREW XP 570 MY 16, CREW DIESEL MY 14-17, CREW 570 FULL-SIZE MY 15**



**LOCK & RIDE® Pro Fit CREW POLY REAR DOORS**

- BLACK | 2879641 | \$2,321<sup>99</sup>**
- POLARIS PURSUIT CAMO | 2880641 | \$3,489<sup>99</sup>**

**CREW XP 1000 & 900 MY 13-17, CREW XP 570 MY 16, CREW DIESEL MY 14-17, CREW 570 FULL-SIZE MY 15**

Liner purchased separately

**LOCK & RIDE® Pro Fit POLY REAR DOORS - CREW - PREMIUM LINER (NOT SHOWN) **NEW****

- Quickly and easily add comfort, class, and noise reduction to Crew rear poly doors
- Features a soft-touch liner and contour to match our factory front door liners
- 2882197 | \$324<sup>99</sup>**

**CREW XP 1000 & 900 MY 13-17, CREW XP 570 MY 16, CREW DIESEL MY 14-17, CREW 570 FULL-SIZE MY 15**

**LOCK & RIDE® Pro Fit CAB SEAL KIT (NOT SHOWN)**

- 2879395 | \$323<sup>99</sup>**

**XP 1000 & 900 MY 13-17, XP 570 MY 16, DIESEL MY 14-17, 570 FULL-SIZE MY 15**

Cab Seal Kits are included in all Poly Door door sets



Lock & Ride® Pro Fit ClearView Doors

## CANVAS Lightweight, durable protection with adjustable zipper ventilation and see through bottom panel



**LOCK & RIDE® Pro Fit CANVAS DOORS**

- Durable UV protected vinyl material features see-through bottom panel and adjustable zippered ventilation
- BLACK | 2878853 | \$1,169<sup>99</sup>**
- POLARIS PURSUIT CAMO | 2882195 | \$1,429<sup>99</sup> **NEW****

**XP 1000 & 900 MY 13-17, XP 570 MY 16, DIESEL MY 14-17, 570 FULL-SIZE MY 15, CREW XP 1000 & 900 MY 13-17, CREW XP 570 MY 16, CREW DIESEL MY 14-17, CREW 570 FULL-SIZE MY 15**



**LOCK & RIDE® Pro Fit CREW CANVAS REAR DOORS**

- Durable UV protected vinyl material features "Polaris Pursuit" Camo pattern
- BLACK | 2879999 | \$1,169<sup>99</sup>**
- POLARIS PURSUIT CAMO | 2882196 | \$1,429<sup>99</sup> **NEW****

**CREW XP 1000 & 900 MY 13-17, CREW XP 570 MY 16, CREW DIESEL MY 14-17, CREW 570 FULL-SIZE MY 15**

## ALUMINUM Keeps debris out of cab while maintaining an open air riding experience

**LOCK & RIDE® Pro Fit ALUMINIUM HALF DOORS**

- Keep the trail debris out while maintain great airflow into the cab
- Heavy-duty steel frame with slam latch fit perfectly to the chassis
- BLACK | 2879797 | \$1,034<sup>99</sup>**

**XP 1000 & 900 MY 13-17, XP 570 MY 16, DIESEL MY 14-17, 570 FULL-SIZE MY 15**



## LOCK & RIDE® Pro Fit ADVANTAGES



**UNPRECEDENTED VENTILATION OPTIONS**

Polaris® offers the industry's most complete selection of doors for every condition and every environment. Choose from multiple window options – including power, hinged and fixed windows to find the perfect amount of ventilation.

**SOUND DAMPENING DOOR LINERS**

Our Poly Door lineup comes standard with sound-absorbing liners that reduce in-cab noise by 60% that idle and by 40% at 20 mph.



**LOCK & RIDE® Pro Fit**

**REVOLUTIONARY INSTALLATION**

Using Lock & Ride® Pro Fit technology, adding or removing your doors is as simple as dropping them in and pulling them off. Easy, convenient, and takes only seconds.



# CAB COMFORT



# FIELD TESTED INTERIOR

## RIDE IN COMFORT

Add greater all-weather functionality and comfort into your *RANGER*® with premium cab accessories. Keep warm on the coldest of days with a heater kit or heated steering wheel and improve visibility with a windshield wiper kit or Reverse View Camera Mirror.

▲ A Battery Connection Cable is required for Polaris *RANGER*® models that do not come stock with a winch for the installation of a Windshield Wiper Washer Kit, Heater & Defrost Kit and more. (Full-Size, 2879388 or Full-Size Crew, 2879685)

### NOISE REDUCTION KIT

- Reduces unwanted cab noise for a more comfortable ride
- ▶ 2881508 | \$399<sup>99</sup>
- XP 1000 6 900 MY 13-17, XP 570 MY 16, DIESEL MY 14-17, 570 FULL-SIZE MY 15, CREW XP 1000 6 900 MY 13-17, CREW XP 570 MY 16, CREW DIESEL MY 14-17, CREW 570 FULL-SIZE MY 15

### HEATED SEAT KIT

- Enjoy heated seats for extra cold-weather comfort
- ▶ 2879271 | \$299<sup>99</sup>
- XP 1000 6 900 MY 13-17, XP 570 MY 16, DIESEL MY 14-17, 570 FULL-SIZE MY 15, CREW XP 1000 6 900 MY 13-17, CREW XP 570 MY 16, CREW DIESEL MY 14-17, CREW 570 FULL-SIZE MY 15
- ▲ Requires Battery Connection Cable for Installation. See page 24

### HORN KIT

- Add a warning horn to the console area of the *RANGER*® vehicle
- ▶ 2875048 | \$84<sup>99</sup>
- ▶ 2879273 | \$93<sup>99</sup>
- XP 1000 6 900 MY 13-17, XP 570 MY 16, DIESEL MY 14-17, 570 FULL-SIZE MY 15, CREW XP 1000 6 900 MY 13-17, CREW XP 570 MY 16, CREW DIESEL MY 14-17, CREW 570 FULL-SIZE MY 15

### EPS KIT (ELECTRIC POWER STEERING)

- Enjoy smooth, easy, precise responsive automotive quality power steering
- EPS provides a light steering feel in all situations, including low-speed maneuvering through challenging terrain
- ▶ 2880083 | \$1,679<sup>99</sup>
- XP 1000 6 900 MY 13-17, XP 570 MY 16, DIESEL MY 14-17, 570 FULL-SIZE MY 15, CREW XP 1000 6 900 MY 13-17, CREW XP 570 MY 16, CREW DIESEL MY 14-17, CREW 570 FULL-SIZE MY 15

### GATED SHIFTER

- Creates positive shift points to park and/or reverse gears
- Eliminates accidental shifts to park or high-range
- Reduces stress on shift linkage and driveline components
- ▶ 2880834 | \$129<sup>99</sup>
- XP 1000 6 900 MY 13-17, XP 570 MY 16, DIESEL MY 14-17, 570 FULL-SIZE MY 15, CREW XP 1000 6 900 MY 13-17, CREW XP 570 MY 16, CREW DIESEL MY 14-17, CREW 570 FULL-SIZE MY 15

### LOCK & RIDE® PRO FIT CAB SEAL KIT (NOT SHOWN)

- ▶ 2880508 | \$/4 Seat | \$/149<sup>99</sup>
- ▶ 2880893 | Crew | \$259<sup>99</sup>

SEE AUDIO ACCESSORIES - PAGE 72



### POLARIS RANGER XP® FULL-SIZE SEATSAVER® SPLIT BENCH SEAT **NEW**

- ▶ RealTree Xtra® Camo | 2882352-587 | \$284<sup>99</sup>
- ▶ CARHARTT® BROWN | 2882352-218 | \$259<sup>99</sup>
- ▶ CARHARTT® GRAVEL | 2882352-459 | \$259<sup>99</sup>

### POLARIS RANGER XP® FULL-SIZE SEATSAVER® FULL BENCH SEAT **NEW**

- ▶ RealTree Xtra® Camo | 2882351-587 | \$284<sup>99</sup>
- ▶ CARHARTT® BROWN | 2882351-218 | \$259<sup>99</sup>
- ▶ CARHARTT® GRAVEL | 2882351-458 | \$259<sup>99</sup>

XP 1000 6 900 MY 13-17, XP 570 MY 16, DIESEL MY 14-17, 570 FULL-SIZE MY 15, CREW XP 1000 6 900 MY 13-17, CREW XP 570 MY 16, CREW DIESEL MY 14-17, CREW 570 FULL-SIZE MY 15



### POLARIS® REMOTE GARAGE DOOR OPENER BY HOMELINK® **NEW**

- HomeLink® technology allows you to control up to two garage doors
- ▶ 2882082 | \$194<sup>99</sup>

570 FULL-SIZE MY 15-17, CREW 570 FULL-SIZE MY 17, CREW XP 1000 6 900 MY 17, CREW XP 1000 HIGH LIFTER MY 17, CREW XP 570 MY 16, 15.5TON 5V 6 MY 15-16, XP 1000 6 900 HIGH LIFTER MY 16-17, XP 570 MY 16

▲ Requires wiring harness



### REAR VIEW CAMERA MIRROR **NEW** **FULL SIZE**

- Mirror automatically switches to a 4" backup display when shifting to reverse
- ▶ 2881493 | \$454<sup>99</sup>

XP 1000 6 900 MY 13-17, XP 570 MY 15-16, DIESEL MY 14-17, 570 FULL-SIZE MY 15, CREW XP 1000 6 900 MY 13-17, CREW XP 570 MY 15-16, CREW DIESEL MY 14-17, CREW 570 FULL-SIZE MY 15

▲ Requires Battery Connection Cable for Installation. See page 24

### HEATER & DEFROST KIT **TOP SELLER**

- ▶ 2880023 | \$1,034<sup>99</sup>

XP 1000 6 900 MY 13-17, XP 570 MY 16, DIESEL MY 14-17, 570 FULL-SIZE MY 15-17, CREW XP 1000 6 900 MY 13-17, CREW XP 570 MY 16, CREW DIESEL MY 14-17, CREW 570 FULL-SIZE MY 15-17 DOES NOT FIT HIGH LIFTER EDITIONS, DIESEL 6 DIESEL, CREW MY 15-16 (KOHLER ENGINE MODELS ONLY) REQUIRE ADAPTER 2880172

▲ Requires Battery Connection Cable for Installation. See page 24



### WIDE ANGLE REAR VIEW MIRROR

- Large 2.5" x 3" adjustable convex mirrored surface gives you a full spectrum view
- ▶ 2881499 | \$169<sup>99</sup>

XP 1000 6 900 MY 13-17, XP 570 MY 15-16, DIESEL MY 14-17, 570 FULL-SIZE MY 15, CREW XP 1000 6 900 MY 13-17, CREW XP 570 MY 15-16, CREW DIESEL MY 14-17, CREW 570 FULL-SIZE MY 15

### INTERIOR DOME LIGHT KIT

- ▶ 2879270 | \$94<sup>99</sup>
- FITS PREMIUM, POLY 6 CAMO ROOF: 2/3 SEAT-2882285, 2879879, 2882495 / CREW-2882286, 2880842



### LARGE REAR VIEW MIRROR

- Large 4" x 10.5" convex mirrored surface gives you a full spectrum view
- ▶ 2879569 | \$83<sup>99</sup>

XP 1000 6 900 MY 13-17, XP 570 MY 16, DIESEL MY 14-17, 570 FULL-SIZE MY 15, CREW XP 1000 6 900 MY 13-17, CREW XP 570 MY 16, CREW DIESEL MY 14-17, CREW 570 FULL-SIZE MY 15



### HEATED STEERING WHEEL

- Comfort grip design delivers heat directly to your hands
- ▶ 2882456 | \$494<sup>99</sup>

XP 1000 6 900 MY 16-17, DIESEL MY 16-17, CREW XP 1000 6 900 MY 16-17, CREW DIESEL MY 16-17, 570 FULL-SIZE MY 16-17, CREW 570 FULL-SIZE MY 16-17

▲ Requires Battery Connection Cable for Installation. See page 24

- ▶ 2881573 | \$494<sup>99</sup>

XP 1000 6 900 MY 13-15, XP 570 MY 15, DIESEL MY 14-15, 570 FULL-SIZE MY 15, CREW XP 1000 6 900 MY 13-15, CREW XP 570 MY 15, CREW DIESEL MY 14-15, CREW 570 FULL-SIZE MY 15

▲ Requires Battery Connection Cable for Installation. See page 24

### WINDSHIELD WIPER KIT **TOP SELLER**

- ▶ 2879754 | \$649<sup>99</sup>

XP 1000 6 900 MY 13-17, XP 570 MY 16, DIESEL MY 14-17, 570 FULL-SIZE MY 15, CREW XP 1000 6 900 MY 13-17, CREW XP 570 MY 16, CREW DIESEL MY 14-17, CREW 570 FULL-SIZE MY 15

▲ Requires Battery Connection Cable for Installation. See page 24





# STORAGE

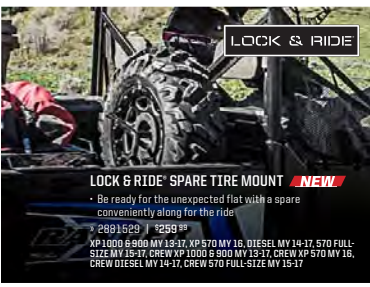
## GEAR UP FOR ANY JOB

Take what you want wherever you go. Designed to fit perfectly in the cargo bed of the full-size **RANGER**, with a lockable drawer and built-in roto-molded handles for a better grip.

### RANGER® GEAR VAULT **NEW**

- Keep your gear at the ready and take it where you need to get work done
- Rugged roto-molded construction is water resistant
- Designed for a perfect fit in the cargo bed for the Full-Size **RANGER**, can also be used in other trucks
- Two easy-to-pull handles with locking middle handle
- Sliding drawer features 2 adjustable dividers that can be arranged or completely removed to meet your hauling needs
- Integrated top depressions allow for the exact fit for the Lock & Ride® Dog Kennel, Polaris Northstar® Coolers (30 & 60 qt.), 5-gallon buckets and more
- Easy to move out of the bed with two roller wheels along the rear bottom

▶ 2882363 | **\$699<sup>99</sup>**  
 XP 1000 & 900 MY 13-17, XP 570 MY 16, DIESEL MY 14-17, 570 FULL-SIZE MY 15-17, CREW XP 1000 & 900 MY 13-17, CREW XP 570 MY 16, CREW DIESEL MY 14-17, CREW 570 FULL-SIZE MY 15-17



**LOCK & RIDE® SPARE TIRE MOUNT **NEW****

- Be ready for the unexpected flat with a spare conveniently along for the ride

▶ 2891529 | **\$299<sup>99</sup>**  
 XP 1000 & 900 MY 13-17, XP 570 MY 16, DIESEL MY 14-17, 570 FULL-SIZE MY 15-17, CREW XP 1000 & 900 MY 13-17, CREW XP 570 MY 16, CREW DIESEL MY 14-17, CREW 570 FULL-SIZE MY 15-17



**FRONT HOOD STORAGE RACK**

- Front curve helps keep cargo in place when traveling
- Provides additional protection
- Fully integrated pivots to gain under-hood access

▶ 2881459 | **\$454<sup>99</sup>**  
 XP 1000 & 900 MY 13-17, XP 570 MY 16, DIESEL MY 14-17, 570 FULL-SIZE MY 15-17, CREW XP 1000 & 900 MY 13-17, CREW XP 570 MY 16, CREW DIESEL MY 14-17, CREW 570 FULL-SIZE MY 15-17  
 Does not work with standard or extreme front brushguards.



**LOCK & RIDE **NEW****

**LOCK & RIDE® CARGOMAX SYSTEM**

- Comes standard with a support bar that ties to the two sides together for a sturdy cargo hold. Designed to attach to the Lock & Ride® Tip-Down Headache Rack for additional support and three-sided containment
- Adjustable utility hooks provide more options for hanging tools, cords or gear
- Two sides and a support bar included

▶ 2882177 | **\$649<sup>99</sup>**  
 XP 1000 & 900 MY 13-17, XP 570 MY 16, DIESEL MY 14-17, 570 FULL-SIZE MY 15-17, CREW XP 1000 & 900 MY 13-17, CREW XP 570 MY 16, CREW DIESEL MY 14-17, CREW 570 FULL-SIZE MY 15-17

### LOCK & RIDE

EXCLUSIVE AND AVAILABLE ON ALL POLARIS® VEHICLES, LOCK & RIDE® ACCESSORIES LET YOU QUICKLY CHANGE FROM ONE TASK TO ANOTHER WITH HUNDREDS OF OPTIONS.



WITH THE FLIP OF A LEVER, LOCK & RIDE® PLUNGERS USE OUTWARD PRESSURE TO EXPAND FOR A SECURE FIT.



### LOCK & RIDE® CARGO BED ENCLOSURE SYSTEM **NEW**

- Haul more with your **RANGER** and keep your items or gear protected from the elements
  - Builds with Lock & Ride® anchors so it can store flat when not in use
  - Top can be used as a tonneau cover.
- ▶ 2881312 | **\$1,169<sup>99</sup>**  
 XP 1000 & 900 MY 13-17, XP 570 MY 16, DIESEL MY 14-17, 570 FULL-SIZE MY 15-17, CREW XP 1000 & 900 MY 13-17, CREW XP 570 MY 16, CREW DIESEL MY 14-17, CREW 570 FULL-SIZE MY 15-17  
 \*Does not fit highliner editions



Top can be removed and used for tonneau covering the **RANGER**® cargo bed



**LOCK & RIDE**

**LOCK & RIDE® TIP-DOWN HEADACHE RACK**

- Rack tips down for additional storage solutions with space below and multiple tie-down points
- Lightweight and heavy-duty rack protects the cab of your **RANGER**® and lets you haul even more
- Works with Lock & Ride® Bed Rails


▶ 2881531 | **\$454<sup>99</sup>**  
 XP 1000 & 900 MY 13-17, XP 570 MY 16, DIESEL MY 14-17, 570 FULL-SIZE MY 15-17, CREW XP 1000 & 900 MY 13-17, CREW XP 570 MY 16, CREW DIESEL MY 14-17, CREW 570 FULL-SIZE MY 15-17



**CARGO BED MAT**

- Non-slip surface to better secure loads & keep cargo bed clean

▶ 2881484 | **\$129<sup>99</sup>**  
 XP 1000 & 900 MY 13-17, XP 570 MY 16, DIESEL MY 14-17, 570 FULL-SIZE MY 15-17, CREW XP 1000 & 900 MY 13-17, CREW XP 570 MY 16, CREW DIESEL MY 14-17, CREW 570 FULL-SIZE MY 15-17



**LOCK & RIDE**

**LOCK & RIDE® TOOL RACK**

- Carry up to five tools with additional tie-down points
- Attach on the inside or outside of the cargo bed

▶ 2881533 | **\$259<sup>99</sup>**  
 XP 1000 & 900 MY 13-17, XP 570 MY 16, DIESEL MY 14-17, 570 FULL-SIZE MY 15-17, CREW XP 1000 & 900 MY 13-17, CREW XP 570 MY 16, CREW DIESEL MY 14-17, CREW 570 FULL-SIZE MY 15-17



# STORAGE CONTINUED

**LOCK & RIDE**

**LOCK & RIDE® CARGO BOX**

- Lockable hinged lid provides full, easy access to cargo
- Durable polyethylene construction
- Sold individually, full-size RANGER bed allows for up to 4 Cargo Boxes

2879230 | \$425.00  
 XP 1000 6 900 MY 13-17, XP 570 MY 16, DIESEL MY 14-17, 570 FULL-SIZE MY 15-17, CREW XP 1000 6 900 MY 13-17, CREW XP 570 MY 16, CREW DIESEL MY 14-17, CREW 570 FULL-SIZE MY 15-17

**LOCK & RIDE**

**LOCK & RIDE® BED RACK**

- Cargo retention bar on front and back prevents gear from shifting
- Offers multi-level storage options for multiple bed configurations
- Multiple side rail mounting points for bungee cords and tie downs

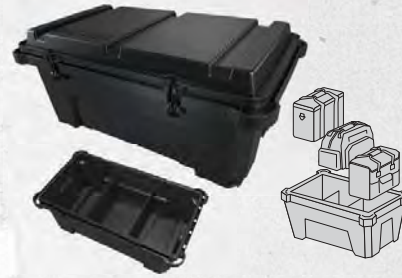
2879884 | \$349.00  
 XP 1000 6 900 MY 13-17, XP 570 MY 16, DIESEL MY 14-17, 570 FULL-SIZE MY 15-17, CREW XP 1000 6 900 MY 13-17, CREW XP 570 MY 16, CREW DIESEL MY 14-17, CREW 570 FULL-SIZE MY 15-17

**LOCK & RIDE**

**LOCK & RIDE® BED EXTENDER/DIVIDER**

- Versatile use to extend or divide the cargo box
- Installs in any location in the box
- Multiple tie-down points available to secure cargo

2879117 | \$259.00  
 XP 1000 6 900 MY 13-17, XP 570 MY 16, DIESEL MY 14-17, 570 FULL-SIZE MY 15-17, CREW XP 1000 6 900 MY 13-17, CREW XP 570 MY 16, CREW DIESEL MY 14-17, CREW 570 FULL-SIZE MY 15-17



**LOCK & RIDE**

**LOCK & RIDE® XL STORAGE BOX**

- Extra large storage capacity box with lid secured by four rubber clasps
- Includes internal dividers and reversible lid for additional tie-down points
- To secure in cargo bed use: Lock & Ride® D-Rings 2881545 and 2 Tie Down Straps (2859047-01/2859047-02/2871182)

2881128-070 | \$204.00  
 XP 1000 6 900 MY 13-17, XP 570 MY 16, DIESEL MY 14-17, 570 FULL-SIZE MY 15-17, CREW XP 1000 6 900 MY 13-17, CREW XP 570 MY 16, CREW DIESEL MY 14-17, CREW 570 FULL-SIZE MY 15-17

Step up your storage organization by adding up to 3 XL Bags



- XL TOOL BAG** | 2881129 | \$55.00
- XL TRAIL BAG** | 2881130 | \$55.00
- XL SOFT SIDE COOLER** | 2881428 | \$55.00
- XL POLARIS PURSUIT CAMO RANGE BAG** | 2881131 | \$109.00

**LOCK & RIDE**

**LOCK & RIDE® CHAINSAW MOUNT**

- Can be secured to the outside of the bed wall so your chainsaw is within reach at all times

2879354 | \$169.00  
 XP 1000 6 900 MY 13-17, XP 570 MY 16, DIESEL MY 14-17, 570 FULL-SIZE MY 15-17, CREW XP 1000 6 900 MY 13-17, CREW XP 570 MY 16, CREW DIESEL MY 14-17, CREW 570 FULL-SIZE MY 15-17



**RATCHET TIE-DOWN STRAPS**

- 2859047-01 | RED | \$23.00
- 2859047-02 | BLACK | \$29.00

**TIE-DOWN STRAPS**

- 2871181 | BLACK | \$29.00

**LOCK & RIDE**



**LOCK & RIDE® QUICKSTRAP**

- 2882187 | SOLD AS PAIR | \$55.00

**LOCK & RIDE**



**LOCK & RIDE® D-RINGS**

- The most versatile Lock & Ride® Accessory - add as many as you need to secure your cargo with bungee cords or straps

**LOCK & RIDE**



**FIRE EXTINGUISHER HOLDER**

- Quick release strap allows for easy use



**RIDE & REPAIR ESSENTIALS KIT**

- 2881207 | \$129.00

# KEEP IT ICE COLD

Our Polaris Northstar® coolers survive just about anything - from extreme heat to a full-on bear attack. Ice will stay cold for hours on end, and anything inside will stay locked up tight.



**HOLDS ICE 30+ HOURS LONGER THAN YETI®**



60 QUART

**POLARIS NORTHSTAR® COOLER**

- 2881259 | 60 qt. | \$389.00 (Shown)
- 2881315 | 30 qt. | \$289.00

ALL RANGER® MODELS



Two Convenient Sizes  
 30 Quart holds 18 cans  
 60 Quart holds 36 cans



ComfortCarry Handles  
 Carry a fully loaded cooler with comfort and ease



TravelLock System  
 Integrated tie-down cleats easily secure to any off-road vehicle, boat or truck



EasyOut Drain System  
 Large, easy to open plug for rapid draining



NoSlip Rubber Feet  
 Firm placement on any surface



PolarWall Insulation  
 Thick 2-inch insulation ensure premium cooling




IceLock Seal  
 Airtight gasket along the lid keeps cold air in

## POLARIS NORTHSTAR® COOLER ACCESSORIES



**WIRE BASKET**

- Finished in durable, food-safe, black rubber-coat



**DIVIDERS**

60 QUART  
 • Comes with two dividers

30 QUART  
 • Comes with one divider

- 2882184 | \$55.00
- 2882166 | \$29.00



**SEAT CUSHIONS**

- 2882179 | 60 qt. | \$109.00 (Shown)

**COOLER WHEELS**

- 2882180 | 60 qt. | \$119.00 (Not shown)

**BOTTLE OPENER**

- 2882183 | \$14.00

**LOCK & RIDE® QUICKSTRAP**

- 2882187 | \$55.00

\*YETI® is a registered trademark of YETI COOLERS, LLC



# HUNTING LOCK & LOAD UP

Elevate your game with Lock & Ride® hunting gear for your RANGER®. Prepare yourself for the hunt by keeping your gear, tools and guns organized and easily accessible.



### LOCK & RIDE

#### RANGER® GEAR VAULT **NEW**

- Keep your guns, ammo, tools, fishing gear and so much more safe and secure
  - Rugged rotomolded construction locks for security and is water resistant
  - Integrated top mounts holds Lock & Ride® Kennel, Norstar® Cooler, and more
- » 2882353 | \$939<sup>99</sup>  
 XP 1000 & 900 MY 13-17, XP 570 MY 16, DIESEL MY 16-17, 570 FULL-SIZE MY 16-17, CREW XP 1000 & 900 MY 13-17, CREW XP 570 MY 16, CREW DIESEL MY 14-17, CREW 570 FULL-SIZE MY 15-17

#### LOCK & RIDE® DOG KENNEL **NEW**

- Drain Holes in the Bottom
  - Rubber feet seamless fit in the indentations of the RANGER® Gear Vault for a secure fit
  - Use the Lock & Ride® QuickStrap to secure to the cargo bed
  - Light weight with a molded handle in the top for easy carrying
- » 2882354 | \$324<sup>99</sup>  
 XP 1000 & 900 MY 13-17, XP 570 MY 16, DIESEL MY 16-17, 570 FULL-SIZE MY 16-17, CREW XP 1000 & 900 MY 13-17, CREW XP 570 MY 16, CREW DIESEL MY 14-17, CREW 570 FULL-SIZE MY 15-17



You can use the Lock & Ride® QuickStrap to secure Dog Kennel to the cargo bed.



#### IN-CAB GUN MOUNT

- Holds two rifles or shotguns securely with soft rubber v-grips
  - Stock is secured in place with a rubber in-lay along the bottom of the rack
- » 2881537 | \$194<sup>99</sup>  
 570/500/ETX MY 15-17, LI-10N EV 6 EV MY 15-17, CREW 570 MY 15-17



### LOCK & RIDE

#### LOCK & RIDE® GUN RACK 6 **NEW**

- Adjustable to store guns at an angle or vertical (shown at angle)
  - Holds 6 rifles or shotguns securely with soft rubber v-grips
  - Stock is secured in place with a soft molded rubber in-lay along the bottom of the rack
  - Rack can be adjusted into 3 positions based on firearm height
- » 2882159 | \$494<sup>99</sup>  
 XP 1000 & 900 MY 13-17, XP 570 MY 16, DIESEL MY 16-17, 570 FULL-SIZE MY 15-17, CREW XP 1000 & 900 MY 13-17, CREW XP 570 MY 16, CREW DIESEL MY 14-17, CREW 570 FULL-SIZE MY 15-17



#### POLARIS PURSUIT® CAMO SX5 FIELD COVER **NEW**

- Full-coverage camo print cover hides your side-x-side white in the field
  - Lightweight material protects your RANGER® from inclement weather
- » 2882160 | \$155<sup>99</sup>  
 FITS ALL 2/3 SEAT SX5 VEHICLES  
 Fits with Lock & Ride® CargoMax System (2882177) as shown.

## KOLPIN

THE LEADER IN ALL-TERRAIN INNOVATION

**KOLPIN STRONGHOLD™ SYSTEM**  
 Polaris is proud to partner with Kolpin® Powersports, an industry leader in off-road accessories and the premier name in gun boots and mounts. Our exclusive line of Kolpin® accessories are designed to fit and tested to work perfectly with your Polaris RANGER®.

### 1 ADD THE LOCK & RIDE® CARGOMAX SYSTEM



**KOLPIN STRONGHOLD™ PRODUCTS ONLY FIT USING THE LOCK & RIDE® CARGOMAX SYSTEM (2882177)**

### 3 ADD YOUR BOOT

#### KOLPIN STRONGHOLD™ GUN BOOT™ XL TRANSPORT **NEW**

- Secures virtually all models of firearms up to 52" in length along with bipods and optics
  - Includes zippered soft carrying gun case
  - 2 separate storage compartments
  - Meets TSA guidelines for airline travel
- » 2882430 | \$149<sup>99</sup>  
 FITS KOLPIN STRONGHOLD™ AUTO-LATCH MOUNT

#### KOLPIN STRONGHOLD™ GUN BOOT™ L **NEW**

- 2882426 | \$94<sup>99</sup>  
 FITS KOLPIN STRONGHOLD™ AUTO-LATCH MOUNT

### 2 ADD AUTO LATCH MOUNT



- KOLPIN STRONGHOLD™ AUTO-LATCH MOUNT**
- Auto-latching design provides quick and secure Kolpin Stronghold™ product attachment to your DRV
- » 2882272 | \$94<sup>99</sup>  
 FITS LOCK & RIDE® CARGOMAX SYSTEM (2882177)



KOLPIN STRONGHOLD™ GUN BOOT™ XL TRANSPORT



#### KOLPIN STRONGHOLD™ PISTOL BOOT **NEW**

- 2882429 | \$74<sup>99</sup>  
 FITS KOLPIN STRONGHOLD™ AUTO-LATCH MOUNT



#### KOLPIN STRONGHOLD™ ICE ROD BOOT **NEW**

- 2882428 | \$114<sup>99</sup>  
 FITS KOLPIN STRONGHOLD™ AUTO-LATCH MOUNT



#### POLARIS® GUN BOOT™ BY KOLPIN®

- Works with shotgun or rifle
  - Padded interior, dust-proof, water-resistant
  - BLACK | 2872677 | \$83<sup>99</sup>
  - MOSSY DAK® BREAK-UP | 2872677-419 | \$149<sup>99</sup>
- ALL RANGER® MODELS

### LOCK & RIDE



#### LOCK & RIDE® DUAL GUN BOOT MOUNT

- Mounted low along the top of the cargo box against the cab
  - Securely holds 2 gun boots (sold separately)
- » 2877036 | \$389<sup>99</sup>



#### RATCHETING RHINO GRIP™ XL BY KOLPIN®

- 2881575 | \$104<sup>99</sup>  
 570/500/ETX MY 15-17, LI-10N EV 6 EV MY 15-17, CREW 570 MY 15-17  
 Sold as a pair

### LOCK & RIDE



#### LOCK & RIDE® DUAL GUN BOOT MOUNT II

- Mounted low along the top of the cargo box
  - Securely holds 2 gun boots (sold separately)
- » 2878146-458 | \$351<sup>99</sup>



#### RHINO GRIP™ XL BY KOLPIN®

- 2881574 | \$77<sup>99</sup>  
 570/500/ETX MY 15-17, LI-10N EV 6 EV MY 15-17, CREW 570 MY 15-17  
 Sold as a pair.

### LOCK & RIDE



#### LOCK & RIDE® SINGLE GUN BOOT MOUNT

- Mounted high to accommodate dog kennels and other cargo (not included)
  - Securely holds 2 gun boots (sold separately)
- » 2881049 | \$179<sup>99</sup>

#### RUBBER STRAPS BY KOLPIN®

- 2881621 | \$14<sup>99</sup>  
 RHINO GRIP™ XL BY KOLPIN®  
 Sold as a pair.

XP 1000 & 900 MY 13-17, XP 570 MY 16, DIESEL MY 14-17, 570 FULL-SIZE MY 15-17, CREW XP 1000 & 900 MY 13-17, CREW XP 570 MY 16, CREW DIESEL MY 14-17, CREW 570 FULL-SIZE MY 15-17



FARM & RANCH

# TAKE CHARGE OF YOUR PROPERTY



54" DISC PLOW

Perfect for your garden or food plot—material spreaders, 3-Point Hitch Systems, sprayers, lift boxes and more provide on-demand solutions for your work.

Get to work quickly with this 3-Point Hitch System and an array of attachments, including a rear blade, rake, disc plow and more.

**BUILD YOUR HITCH SYSTEM**

**A. 3-POINT HITCH**

- 3-Point Hitch System accommodates an array of attachments
- Rocker-actuated lift system applies 300 lbs. of downward force, improving attachment performance

➤ 2881567 | \$1,034<sup>99</sup>  
 XP 1000 6 900 MY 13-17, DIESEL MY 14-17, CREW XP 1000 6 900 MY 13-17, CREW DIESEL MY 14-17

**B. 3-POINT HITCH SYSTEM FRAME SUPPORT BAR**


- Required for the 3-Point Hitch System to function with your RANGER®, this frame support bar provides added frame stability and support. It transfers the torque load from the hitch to the frame

➤ 2881565 | \$49<sup>99</sup>  
 XP 1000 6 900 MY 13-17, DIESEL MY 14-17, CREW XP 1000 6 900 MY 13-17, CREW DIESEL MY 14-17

**C. ACCESSORY TOOL BAR**

- Change from several implements in just minutes
- Mounts to the 3-Point Hitch

➤ 2881568 | \$179<sup>99</sup>  
 XP 1000 6 900 MY 13-17, DIESEL MY 14-17, CREW XP 1000 6 900 MY 13-17, CREW DIESEL MY 14-17



**ADD ACCESSORIES**

**D. 48" REAR BLADE**

- Durable 48" x 13" steel blade with replaceable wear bar
- Five-position angle adjustment
- Easy single-pin mounting and detachment

➤ 2881571 | \$389<sup>99</sup>  
 XP 1000 6 900 MY 13-17, DIESEL MY 14-17, CREW XP 1000 6 900 MY 13-17, CREW DIESEL MY 14-17

**E. 60" LANDSCAPE RAKE**

- Heavy-duty, hardened 15/16" landscape tines
- Five positions of adjustability for desired results
- Wide 60" swath for maximum efficiency

➤ 2881570 | \$454<sup>99</sup>  
 XP 1000 6 900 MY 13-17, DIESEL MY 14-17, CREW XP 1000 6 900 MY 13-17, CREW DIESEL MY 14-17

**F. 54" DISC PLOW**

- Live axle features two gangs of four cutting discs each
- Five adjustment angles to accommodate different soil types and conditions
- Rugged steel construction and wide 54" design

➤ 2881569 | \$519<sup>99</sup>  
 XP 1000 6 900 MY 13-17, DIESEL MY 14-17, CREW XP 1000 6 900 MY 13-17, CREW DIESEL MY 14-17

**T-POST POST HAULER** *NEW FALL 2018*

- Organize and secure up to 12 T-post type fence posts
- Receiver hitch mounted base and under box bracket supports and secures to your RANGER

➤ 2882192 | \$389<sup>99</sup>  
 XP 1000 6 900 MY 13-17, XP 570 MY 16, DIESEL MY 14-17, 570 FULL-SIZE MY 13-17, CREW XP 1000 6 900 MY 13-17, CREW XP 570 MY 16, CREW DIESEL MY 14-17, CREW 570 FULL-SIZE MY 13-17  
 Comes Standard on the RANGER XP® 1000 EPS Ranch Edition Maroon Metallic

**LOCK & RIDE® WIRE SPOOLER** *NEW FALL 2018*

- Designed for a variety of wire spool sizes, does not work with Barbed Wire due to size of spools
- Manual crank operated or accepts cordless drill for even easier operation
- Includes post for mounting a hydraulic or manual fence post driver

➤ 2882157 | \$389<sup>99</sup>  
 XP 1000 6 900 MY 13-17, XP 570 MY 16, DIESEL MY 14-17, 570 FULL-SIZE MY 13-17, CREW XP 1000 6 900 MY 13-17, CREW XP 570 MY 16, CREW DIESEL MY 14-17, CREW 570 FULL-SIZE MY 13-17



FULL-SIZE | FARM & RANCH

**LOCK & RIDE**



**LOCK & RIDE® BOOMLESS UTILITY SPRAYER - 60 GALLON**

➤ 2879799 | \$1,169<sup>99</sup>  
 XP 1000 6 900 MY 13-17, XP 570 MY 16, DIESEL MY 14-17, 570 FULL-SIZE MY 13-17, CREW XP 1000 6 900 MY 13-17, CREW XP 570 MY 16, CREW DIESEL MY 14-17, CREW 570 FULL-SIZE MY 13-17

**LOCK & RIDE® BOOM UTILITY SPRAYER - 40 GALLON (NOT SHOWN)**

➤ 2880637 | \$1,169<sup>99</sup>  
 XP 1000 6 900 MY 13-17, XP 570 MY 16, DIESEL MY 14-17, 570 FULL-SIZE MY 13-17, CREW XP 1000 6 900 MY 13-17, CREW XP 570 MY 16, CREW DIESEL MY 14-17, CREW 570 FULL-SIZE MY 13-17

**HITCH MOUNTED MATERIAL SPREADER**

- Electronically turn the spreader on and off as well as slow down or speed up the flow of material from the cab

➤ 2880429 | \$1,934<sup>99</sup>  
 XP 1000 6 900 MY 13-17, XP 570 MY 16, DIESEL MY 14-17, 570 FULL-SIZE MY 13-17, CREW XP 1000 6 900 MY 13-17, CREW XP 570 MY 16, CREW DIESEL MY 14-17, CREW 570 FULL-SIZE MY 13-17

**MATERIAL SPREADER MOUNT KIT**

➤ 2880816 | \$669<sup>99</sup>  
 REQUIRED TO USE HITCH MOUNTED MATERIAL SPREADER 2880429

**MATERIAL SPREADER GATE CONTROL KIT**

- Control the gate opening and closing in the cab

➤ 2880915 | \$359<sup>99</sup>  
 FITS HITCH MOUNTED MATERIAL SPREADER 2880429

**FOR HEAVY DUTY APPLICATIONS: BRUTUS® CARGO BOX UTILITY SPREADER (NOT SHOWN)**

➤ 2881122 | \$4,129<sup>99</sup>  
 DIESEL MY 14-17, MOUNTING KIT REQUIRED 2881123



**CARGO BOX LIFT**

➤ 2879199 | \$779<sup>99</sup>  
 XP 1000 6 900 MY 13-17, DIESEL 14-17, 570 FULL-SIZE MY 13, XP 570 MY 16, CREW XP 1000 6 900 MY 13-17, CREW DIESEL 14-17, CREW XP 570 MY 16, CREW 570 FULL-SIZE MY 13



POLARIS.COM/SHOP



**BUMPERS & GUARDS**

# PROTECT YOUR RIDE

The best way to protect your *RANGER*® is with super-tough Polaris® bumpers and guards. They're engineered for easy, secure installation and protect lights, bodywork and suspensions.



**STANDARD BRUSHGUARDS** TOP SELLER

- Protect front bodywork and headlights
- Provide rear of vehicle with reliable protection on and off the trail
- » **FRONT** | 2878839 | \$324<sup>99</sup>
- » **REAR** | 2878840 | \$259<sup>99</sup>

XP 1000 6 900 MY 13-17, XP 570 MY 16, DIESEL MY 14-17, 570 FULL-SIZE MY 17, CREW XP 1000 6 900 MY 13-17, CREW XP 570 MY 16, CREW DIESEL MY 14-17, CREW 570 FULL-SIZE MY 17

**EXTREME BRUSHGUARDS**

- Durable matte black finish, rugged styling
- Integrated mounting holes for easy installation of lights
- Protects grille with extra-wide vertical bars
- Provide vehicle with reliable protection on and off the trail

» **FRONT** | 2879201 | \$489<sup>99</sup>

» **REAR** | 2878942 | \$479<sup>99</sup>

XP 1000 6 900 MY 13-17, XP 570 MY 16, DIESEL MY 14-17, 570 FULL-SIZE MY 17, CREW XP 1000 6 900 MY 13-17, CREW XP 570 MY 16, CREW DIESEL MY 14-17, CREW 570 FULL-SIZE MY 17

\*Rear Brushguard does not fit HighLifter Editions

**HMW A-ARM GUARDS**

- Strong, 3/4" thick, durable, lightweight HMW (high-molecular weight) polyethylene construction helps protect against off-road impacts
- Molded specifically for the *RANGER XP* front suspension for proper installation, a sure fit & low-profile presence
- Easy bolt-on design with mounting hardware included

» **FRONT** | 2880553 | \$259<sup>99</sup>

» **REAR** | 2880554 | \$259<sup>99</sup>

XP 1000 6 900 MY 13-17, XP 570 MY 16, DIESEL MY 14-17, 570 FULL-SIZE MY 15, CREW XP 1000 6 900 MY 13-17, CREW XP 570 MY 16, CREW DIESEL MY 14-17, CREW 570 FULL-SIZE MY 15

**HMW SKID PLATE**

- Strong, 3/4" thick lightweight HMW (high-molecular weight) polyethylene construction withstands off-road impacts, protecting vehicle components
- Molded specifically for the *RANGER XP* Underbody for proper installation, a sure fit & low-profile presence
- Bolts quickly & easily into designated, integrated installation locations

» 2878686 | \$259<sup>99</sup>

XP 1000 6 900 MY 13-17, XP 570 MY 16, DIESEL MY 14-17, 570 FULL-SIZE MY 15, CREW XP 1000 6 900 MY 13-17, CREW XP 570 MY 16, CREW DIESEL MY 14-17, CREW 570 FULL-SIZE MY 15



**XP NERF BARS**

- Durable, stamped plate steel construction
- Provides additional protection to side of vehicle
- Integrated boot scraper helps keep interior clean

» 2878843 | \$259<sup>99</sup>

XP 1000 6 900 MY 13-17, XP 570 MY 16, DIESEL MY 14-17, 570 FULL-SIZE MY 15



**XP CREW NERF BARS**

» 2879622 | \$454<sup>99</sup>

CREW XP 1000 6 900 MY 13-17, CREW XP 570 MY 16, CREW DIESEL MY 14-17, CREW 570 FULL-SIZE MY 15



**UNDER BOX MUD GUARD/FENDER FLARE**

- Extends over rear tires to block spray and debris kicked up by tires
- Guards keep the underside of the vehicle cleaner

» 2880552 | \$389<sup>99</sup>

XP 1000 6 900 MY 13-17, XP 570 MY 16, DIESEL MY 14-17, 570 FULL-SIZE MY 15-17, CREW XP 1000 6 900 MY 13-17, CREW XP 570 MY 16, CREW DIESEL MY 14-17, CREW 570 FULL-SIZE MY 15-17



FULL-SIZE | BUMPERS & GUARDS



# 570 FULL-SIZE



# GET IT DONE.

The *RANGER* 570 Full-Size builds on its legendary reputation for getting the job done. With the industry's most complete lineup of accessories ready to assist it's ready for anything your work demands.



## BUILD YOUR CANVAS CAB

### ADD A ROOF

**CANVAS ROOF/REAR PANEL**

- Constructed from premium, mold-resistant polyester with UV stabilizers
- Durable, heat-sealed vinyl window for crack resistance
- Heavy-duty cinch-tight buckles for a snug, secure fit

▶ 2876961-067 | \$454<sup>99</sup>  
 570 FULL-SIZE MY 16-17  
 ▶ 2877833-067 | \$709<sup>99</sup>  
 570 FULL-SIZE MY 16-17, CREW 570 FULL-SIZE MY 16-17

### ADD A WINDSHIELD

**POLY WINDSHIELD (HARD COAT)**

- Optical-grade, .236" thick polycarbonate for outstanding protection and visibility
- Scratch-resistant hard coating for enhanced durability

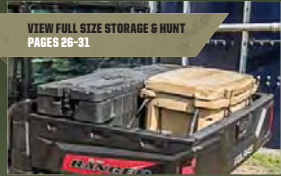
▶ 2879489 | \$649<sup>99</sup>  
 570 FULL-SIZE MY 16-17, CREW 570 FULL-SIZE MY 16-17

### ADD DOORS

**RANGER CANVAS DOORS**

- Constructed from premium, mold-resistant polyester with UV stabilizers
- Durable, heat-sealed vinyl window for crack resistance
- Zip-down windows for adjustable ventilation

▶ 2876962-067 | \$589<sup>99</sup>  
 570 FULL-SIZE MY 16-17, CREW 570 FULL-SIZE MY 16-17



VIEW FULL SIZE STORAGE & HUNT  
PAGE 26-31



VIEW WINCHES  
PAGE 60



VIEW PLOWS  
PAGE 62-65

### SPORT ROOF

- Lightweight, rugged polyethylene construction
- Offers protection from sun and rain

▶ 2877946 | \$389<sup>99</sup>  
 570 FULL-SIZE MY 16-17



### CREW SPORT ROOF

▶ 2878755 | \$649<sup>99</sup>  
 570 FULL-SIZE MY 16-17

### BIMINI SOFT TOP

- Tight-fitting canvas soft top with easy on/off design
- Lightweight 600 denier, solution-dyed polyester construction

▶ 2876963-067 | \$129<sup>99</sup>  
 570 FULL-SIZE MY 16-17



### POLY WINDSHIELD (GENERAL PURPOSE)

- Optical-grade, .236" thick polycarbonate for outstanding protection and visibility
- Features minimal perimeter framework for full visibility

▶ 2878958 | \$519<sup>99</sup>  
 570 FULL-SIZE MY 16-17, CREW 570 FULL-SIZE MY 16-17



### LOCK & RIDE® Pro Fit HALF WINDSHIELD

- Durable, optical-grade .177" thick polycarbonate for impact resistance
- Half-height design delivers improved airflow for hot/dusty conditions
- Retains sporty, rugged look

▶ 2878756 | \$259<sup>99</sup>  
 570 FULL-SIZE MY 16-17, CREW 570 FULL-SIZE MY 16-17

### POLY REAR PANEL

- Constructed from thick, impact resistant polycarbonate
- Scratch resistant for years of clear vision
- Delivers protection from the elements and a quieter ride
- Contoured design eliminates perimeter framework for full rearward visibility

▶ 2878165 | \$324<sup>99</sup>  
 570 FULL-SIZE MY 16-17, CREW 570 FULL-SIZE MY 16-17



### BRUSHGUARDS

- Provides frontal impact resistance and headlight protection
- Durable, scratch-resistant black powder-coated finish
- Can be used with accessory winch or plow system
- Does not interfere with rear cargo drop gate

▶ FRONT BRUSHGUARD | 2881662 | \$259<sup>99</sup>  
 ▶ REAR BRUSHGUARD | 2881661 | \$194<sup>99</sup>  
 570 FULL-SIZE MY 16-17, CREW 570 FULL-SIZE MY 16-17





# EQUIPPED FOR ANY TASK

Stay one step ahead of changing seasons for years to come. Only Polaris RANGER has the power, comfort, and legendary RANGER versatility to haul more, tow more and do more for your property.



## RANGER CREW® 570-4 EPS TITANIUM METALLIC

- A. LOCK & RIDE® Pro Fit CREW CANVAS REAR DOORS 2879964
- B. LOCK & RIDE® Pro Fit CANVAS DOORS 2879963
- C. LOCK & RIDE® Pro Fit CREW SPORT ROOF 2879953 **TOP SELLER**
- D. LOCK & RIDE® Pro Fit GLASS WINDSHIELD 2879958
- E. LOCK & RIDE® TOOL RACK 2881533
- F. LOCK & RIDE® Pro Fit GLASS REAR PANEL 2879912
- G. POLARIS NORTHSTAR® COOLER - 30 QT 2881315



MID-SIZE



# EVERY ADVANTAGE MATTERS

Take your hunt further by outfitting your *RANGER* with the right gear to get you to the furthest potholes, lushest fields and the wildest terrain. Hide in plain sight using the Lock & Ride® Pro Fit Sport Roof and Doors featuring Polaris Pursuit® Camo pattern. Plus, keep your gear organized with ample cargo space and keep your guns dry in Polaris® Gun Boots by Kolpin®. Bring your companion and stalk any prey—only with Polaris Engineered Accessories® and *RANGER*.



## RANGER 570 POLARIS PURSUIT CAMO

- A. POLARIS® PRO HD 4500 LB. WINCH 2881670
- B. TIP-OUT GLASS WINDSHIELD 2880442
- C. LOCK & RIDE® Pro Fit POLY SLIDING WINDOW DOORS - POLARIS PURSUIT® CAMO 2880636
- D. LOCK & RIDE® Pro Fit SPORT ROOF - POLARIS PURSUIT® CAMO 2880634
- E. LOCK & RIDE® DUAL GUN BOOT MOUNT 2877709
- F. POLARIS® GUN BOOT BY KOLPIN® - BLACK 2872677
- G. LOCK & RIDE® Pro Fit GLASS REAR PANEL 2879965
- H. LOCK & RIDE® DOG KENNEL 2882354 **NEW!**



# TAKE COMMAND OF ANY CONDITION



Add four-season versatility and unmatched comfort to your RANGER® with a Lock & Ride® Pro Fit cab system from Polaris®. Built around the profile tube frame and designed exclusively with, and for, your machine, Polaris Engineered® cab components install faster, seal better, and keep you more protected than any other cab in the industry. With over 100 Polaris Engineered® configuration options, there's a cab solution for any job and every Mid-Size RANGER®.

**LOCK & RIDE** **PF**  
Pro Fit



PROFILE TUBE CAB FRAME

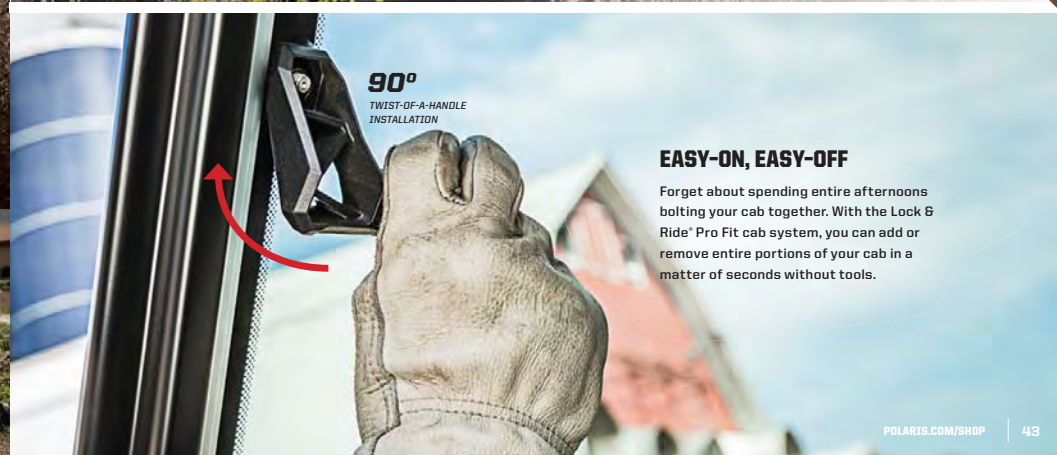
## INDUSTRY-LEADING INTEGRATION STARTS AT THE FRAME

Every Polaris Engineered Accessory® was built by the same hands that designed your RANGER®, giving you unparalleled and seamless integration. With the Lock & Ride® Pro Fit cab frame, mounting locations are built right in, ensuring all cab components fit perfectly, seal tight and install easily.



## KEEP GOING ALL YEAR ROUND

Using the Lock & Ride® Pro Fit chassis channel design, every cab system features a weatherproof gasket seal to keep the elements out and clean air in.



90° TWIST-OF-A-HANDLE INSTALLATION

## EASY-ON, EASY-OFF

Forget about spending entire afternoons bolting your cab together. With the Lock & Ride® Pro Fit cab system, you can add or remove entire portions of your cab in a matter of seconds without tools.





# CAB SYSTEMS



## BUILD YOUR OWN WITH 100+ WAYS TO CONFIGURE

All Polaris Engineered Accessories™ are designed with cab customization in mind so you have the best Off Road experience every time you get in your machine. Polaris Lock & Ride® Pro Fit cabs easily adjust for chilly mornings and blistering afternoons - moving you from season to season, from the field to the hunt, and beyond.



**COMPLETE CONFIDENCE**  
Choose from an industry-leading lineup of complete cab systems or customize your own.

MID-SIZE | CAB SYSTEMS PACKAGES

### LX CAB SYSTEM

THE BEST VENTILATION FROM THE MOST PREMIUM CAB COMPONENTS



- LOCK & RIDE® Pro Fit STEEL ROOF | 2879954
- TIP-OUT GLASS WINDSHIELD | 2880442
- LOCK & RIDE® Pro Fit GLASS REAR PANEL | 2879965
- LOCK & RIDE® Pro Fit POLY DOORS | 2879962
- » 2859435 | \$5,039<sup>99</sup>
- 570/500/ETX MY 15-17, L1-10N EV 6 EV MY 15-17

### SX CAB SYSTEM

THE PERFECT BALANCE OF PROTECTION, COMFORT AND QUICK INSTALLATION



- LOCK & RIDE® Pro Fit SPORT ROOF | 2882287 **NEW!**
- LOCK & RIDE® Pro Fit GLASS WINDSHIELD | 2881783 **NEW!**
- LOCK & RIDE® Pro Fit GLASS REAR PANEL | 2879965
- LOCK & RIDE® Pro Fit POLY DOORS | 2879962
- » 2859436 | \$4,129<sup>99</sup>
- 570/500/ETX MY 15-17, L1-10N EV 6 EV MY 15-17

### X CAB SYSTEM

THE QUICKEST INSTALLATION FOR MAXIMUM VERSATILITY



- LOCK & RIDE® Pro Fit SPORT ROOF | 2882287 **NEW!**
- LOCK & RIDE® Pro Fit POLY WINDSHIELD | 2879960
- LOCK & RIDE® Pro Fit POLY REAR PANEL | 2879812
- LOCK & RIDE® Pro Fit CANVAS DOORS | 2879963
- » 2859437 | \$2,321<sup>99</sup>
- 570/500/ETX MY 15-17, L1-10N EV 6 EV MY 15-17

### LX CREW CAB SYSTEM

COMFORT AND PROTECTION FOR FRONT AND BACK SEAT PASSENGERS



- LOCK & RIDE® Pro Fit CREW STEEL ROOF | 2879955
- LOCK & RIDE® Pro Fit GLASS WINDSHIELD | 2881783 **NEW!**
- LOCK & RIDE® Pro Fit GLASS REAR PANEL | 2879965
- LOCK & RIDE® Pro Fit CANVAS DOORS | 2879963
- LOCK & RIDE® Pro Fit CREW CANVAS REAR DOORS | 2879964
- » 2859438 | \$4,649<sup>99</sup>
- CREW 570 MY 15-17

### X CREW CAB SYSTEM

DURABLE PROTECTION FOR THE CREW



- LOCK & RIDE® Pro Fit CREW SPORT ROOF | 2879953 **NEW!**
- LOCK & RIDE® Pro Fit POLY WINDSHIELD | 2879960
- LOCK & RIDE® Pro Fit POLY REAR PANEL | 2879812
- LOCK & RIDE® Pro Fit CANVAS DOORS | 2879963
- LOCK & RIDE® Pro Fit CREW CANVAS REAR DOORS | 2879964
- » 2859433 | \$3,749<sup>99</sup>
- CREW 570 MY 15-17



ROOFS

# WHERE COMFORT MEETS PROTECTION

## POLY Add lightweight impact-resistance with a durable poly roof



**LOCK & RIDE® Pro Fit SPORT ROOF** TOP SELLER

- Provides shade, superior overhead protection
- Tough injection molded design resists distortion from the elements
- 'Polaris Pursuit' Camo offers effective visual camouflage in the field

**2-SEAT**  
 \* 2882287 | BLACK | \$414<sup>99</sup>  
 \* 2880634 | POLARIS PURSUIT® CAMO | \$779<sup>99</sup>  
 570/500/ETX MY 15-17, LI-10N EV 6 EV MY 15-17

**CREW**  
 \* 2879953 | BLACK | \$679<sup>99</sup>  
 \* 2880635 | POLARIS PURSUIT® CAMO | \$1,549<sup>99</sup>  
 CREW 570 MY 15-17



## STEEL Strengthen your cab while adding ultimate protection



**LOCK & RIDE® Pro Fit STEEL ROOF**

- Stout 12-gauge steel construction
- Powder-coat finish for scratch and corrosion resistance
- Interior fabric liner provides sound reduction

**2-SEAT**  
 \* 2879954 | \$779<sup>99</sup>  
 570/500/ETX MY 15-17, LI-10N EV 6 EV MY 15-17


**CREW**  
 \* 2879955 | \$899<sup>99</sup>  
 CREW 570 MY 15-17

When you need a new level of protection and comfort for your **RANGER**®, look no further than a Lock & Ride® Pro Fit roof. Each roof installs into the contours of the cab frame, giving you a tight seal from the elements and reduced noise inside the cab.

### LOCK & RIDE® Pro Fit ROOF ADVANTAGES



**SEALED COVERAGE**  
 Just as roof shingles overlap for seamless coverage, these easy-to-install roofs extend over the tops of all other cab components to create a sealed enclosure.



**QUIETER RIDE**  
 Roofs with sound-absorbing liners help cut in-cab noise by 60% at idle and by 40% at 20 mph.



**KEEP MOISTURE MOVING**  
 Keep precipitation moving with integrated roof water channels.



**REVOLUTIONARY INSTALLATION**  
 Lock & Ride® Pro Fit roofs install directly into mounting points in the cab frame, providing the easiest installation and a sealed fit.

MID-SIZE | ROOFS



WINDSHIELDS

# BRAVE THE ELEMENTS



**TIP-OUT GLASS WINDSHIELD**  
 \* Tip-out design allows for open-air freedom or a tight seal  
 » 2880442 | \$1,289<sup>99</sup>  
 570/500/ETX MY 15-17, LI-10N EV 6 EV MY 15-17, CREW 570 MY 15-17

## GLASS

**Superior OPTICAL CLARITY** for a clear view  
**Laminate safety glass material PROTECTS FROM SCRATCHES** and provides automotive-level visibility

**CURVED GLASS**  
 Automotive-style curved glass provides the best fit and finish, improved interior sound dampening and optimized visibility.



Windshields are curved to fit the LOCK & RIDE® Pro Fit cab frame for a perfect fit and seamless finish



**TOP SELLER**  
**LOCK & RIDE® Pro Fit GLASS WINDSHIELD**  
 \* Provides the highest level of scratch resistance  
 » 2881783 | \$778<sup>99</sup>  
 570/500/ETX MY 15-17, LI-10N EV 6 EV MY 15-17, CREW 570 MY 15-17

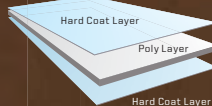


## POLY

**Lightweight and flexible material is IMPACT RESISTANT**, providing long term value and protection  
**Guarantees a TIGHT SEAL** to keep out rain and dust.

## HARD-COAT

Give your poly windshield an extra defense boost. By selecting a scratch-resistant hard coat poly windshield, hard coat is **30X MORE SCRATCH RESISTANT** than regular poly, you'll be able to handle whatever your ride can throw at you.




**POLY TIP-OUT WINDSHIELD**  
 \* 2-position adjustability controls the cab air flow  
 » 2879959 | \$969<sup>99</sup>  
 570/500/ETX MY 15-17, LI-10N EV 6 EV MY 15-17, CREW 570 MY 15-17



**LOCK & RIDE® PRO FIT HARD COAT POLY FLIP DOWN WINDSHIELD** **NEW**  
 \* 2 venting options: fully sealed, flip-down or remove upper half for some protection with maximum ventilation  
 » 2882178 | \$589<sup>99</sup>  
 570/500/ETX MY 15-17, LI-10N EV 6 EV MY 15-17, CREW 570 MY 15-17



**LOCK & RIDE® Pro Fit POLY WINDSHIELD** **TOP SELLER**  
 » 2880204 | HARD COAT | \$589<sup>99</sup>  
 » 2879960 | GENERAL PURPOSE | \$454<sup>99</sup>  
 570/500/ETX MY 15-17, LI-10N EV 6 EV MY 15-17, CREW 570 MY 15-17



**LOCK & RIDE Pro Fit HALF WINDSHIELD**  
 \* 0.177" thick polycarbonate provides impact resistance and air flow into the cab  
 » 2879961 | \$234<sup>99</sup>  
 570/500/ETX MY 15-17, LI-10N EV 6 EV MY 15-17, CREW 570 MY 15-17

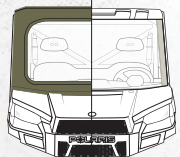
## LOCK & RIDE® Pro Fit WINDSHIELD ADVANTAGES



**LOCK & RIDE**  
**REVOLUTIONARY INSTALLATION**  
 Windshields install easily in and lock securely in place using Lock & Ride® technology.



**LAMINATE GLASS**  
 Every Polaris® glass windshield is made from durable laminate safety glass, meaning no shatter during impact and superior scratch resistance over poly windshields.



**IMPROVED VISIBILITY**  
 There's low profile exterior framework on the windshields, so riders enjoy a full, unobstructed field of vision.



**AIRTIGHT GASKET SEAL**  
 Our windshields feature 360° airtight gasket seals to keep drafts and moisture out of your cab.

Gasket runs the perimeter of windshield for a solid 360° seal



# REAR PANELS SEAL OUT THE SWIRL

Take your cab system one step further by adding an essential rear panel to the mix. Guaranteed to provide a tight seal, rear panels help protect you from the elements and reduce dust swirl effect brought on by only having a windshield. Take a look and pick the right rear panel for you.



**LOCK & RIDE® Pro Fit GLASS REAR PANEL**

- Durable, tempered laminate glass provides high level of scratch resistance
- ▶ 2879865 | \$389<sup>99</sup>

570/S001/ETX MY 15-17, LL-10N EV 6 EV MY 15-17, CREW 570 MY 15-17



**LOCK & RIDE® Pro Fit POLY REAR PANEL**

- Strong, .236" thick polycarbonate provides outstanding impact and scratch resistance
- ▶ 2879812 | \$324<sup>99</sup>

570/S001/ETX MY 15-17, LL-10N EV 6 EV MY 15-17, CREW 570 MY 15-17

## GLASS

Superior **OPTICAL CLARITY** for a clear view.

**PROTECTION** from dust swirls and moisture.

Durable, laminate safety glass **PROTECTS FROM SCRATCHES** and provides automotive-level visibility.

## POLY

Lightweight and flexible material is **IMPACT-RESISTANT**, providing long term value and protection.

Guarantees a **TIGHT SEAL** to prevent dust swirls and moisture from getting in.

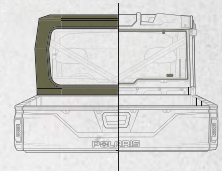
## LOCK & RIDE® Pro Fit REAR PANELS ADVANTAGES



**LOCK & RIDE**

**REVOLUTIONARY INSTALLATION**

Rear panels install easily in designated attachment locations and lock securely in place using Lock & Ride® technology.



**IMPROVED VISIBILITY**

In-frame installation eliminates the need for exterior framework, so riders enjoy full, uncompromised rearward visibility.



**AIRTIGHT GASKET SEAL**

Our windshields feature 360° airtight gasket seals to keep drafts and moisture out of your cab.



**LAMINATE GLASS**

Every Polaris® glass panel is made from durable laminate safety glass, meaning no shatter during impact and superior scratch resistance over poly panels.

Gasket runs the perimeter of panel for a solid 360° seal

# DOORS COMPLETE YOUR CAB SYSTEM

## POLY

Heavy-duty tube frames with hard molded shells and cab seal kits for the best all-weather protection



FRONT DOORS

LOCK & RIDE

Windows slide open to control airflow



### LOCK & RIDE® Pro Fit POLY SLIDING WINDOW DOORS

- Sliding window for customizable ventilation
- ▶ BLACK | 2879862 | \$2,579<sup>99</sup>
- ▶ CAMO | 2880636 | \$3,299<sup>99</sup>

570/S001/ETX MY 15-17, LL-10N EV 6 EV MY 15-17, CREW 570 MY 15-17

## CANVAS

Lightweight, durable protection with adjustable zipper ventilation and see through bottom panel



FRONT DOORS

LOCK & RIDE

PIC windows zip open to provide ventilation

Interior



REAR DOORS

LOCK & RIDE

Interior

### LOCK & RIDE® Pro Fit CANVAS DOORS

- Durable UV protected vinyl material
- Zippered window for customizable ventilation
- Roll down and secure the window for full ventilation
- ▶ 2879863 | \$1,169<sup>99</sup>

570/S001/ETX MY 15-17, LL-10N EV 6 EV MY 15-17, CREW 570 MY 15-17

### LOCK & RIDE® Pro Fit CANVAS REAR DOORS - CREW

- Durable UV protected vinyl material
- Zippered window for customizable ventilation
- Roll down and secure the window for full ventilation
- ▶ 2879864 | \$1,169<sup>99</sup>

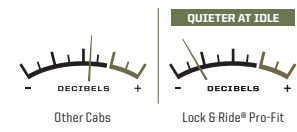
CREW 570 MY 15-17  
Recommended to use CREW Cab Seal Kit 2880883

## LOCK & RIDE® Pro Fit DOOR ADVANTAGES



### UNPRECEDENTED VENTILATION OPTIONS

Polaris® offers the industry's most complete selection of doors for every application and use. Choose from sliding poly doors or zip down canvases.



### SOUND DAMPENING DOOR LINERS

Doors with optional sound-absorbing liners reduce help cut in-cab noise by 60% at idle and by 40% at 20 mph.



### REVOLUTIONARY INSTALLATION

Using Lock & Ride® Pro Fit technology, adding or removing your doors is as simple as dropping them in and pulling them off. Easy, convenient, and takes only seconds.



# CAB COMFORT



# FIELD TESTED INTERIOR

## RIDE IN COMFORT

Add even more functionality and comfort to your RANGER® with cab comfort accessories. Enjoy premium automotive features such as heated steering wheels and dome lights, or navigate the job site with ease thanks to a rear view camera mirror or horn kit.

▲ A Battery Connection Cable is required for Polaris RANGER® models that do not come stock with a winch for the installation of a Windshield Wiper Washer Kit, Heater & Defrost Kit. (Mid-Size, 2879685 or Mid-Size Crew, 2880929)

SEE AUDIO ACCESSORIES - PAGE 72

### REVERSE WARNING KIT

- Activates automatically when vehicle is in reverse
  - Invaluable when visibility behind the vehicle is obstructed and on busy job sites
- ▶ 2880891 | \$104<sup>99</sup>  
570/500/ETX MY 15-17, LI-ION EV 6 EV MY 15-17, CREW 570 MY 15-17

### EPS KIT (ELECTRIC POWER STEERING)

- Enjoy smooth, easy, precise responsive automotive quality power steering
  - EPS provides a light steering feel in all situations, including low-speed maneuvering through challenging terrain
- ▶ 2879970 | \$1,679<sup>99</sup>  
570 MY 15-17, CREW 570 MY 15-17, ETX 15, LI-ION EV 6 EV MY 15-17

### LOCK & RIDE® CAB SEAL KIT

- ▶ 2879385 | 2 Seat | \$323<sup>99</sup>  
570/500/ETX MY 15-17, LI-ION EV 6 EV MY 15-17
- ▶ 2879957 | Crew - Rear | \$234<sup>99</sup>  
CREW 570 MY 15-17  
Requires 2879385 for front.

### HORN KIT

- ▶ 2879273 | \$83<sup>99</sup>  
570/500/ETX MY 15-17, LI-ION EV 6 EV MY 15-17, CREW 570 MY 15-17

### HEATED STEERING WHEEL

- Comfort grip design delivers heat directly to your hands
- ▶ 2882456 | \$494<sup>99</sup>  
570/500/ETX MY 15-17, LI-ION EV 6 EV MY 15-17, CREW 570 MY 15-17

### AUXILIARY BATTERY KIT

- Recommended to use up to two batteries
- ▶ 2880555 | \$389<sup>99</sup>  
EV MY 15-17
- ▶ 2879051 | \$369<sup>99</sup>  
EV MY 12-14  
Requires 4010630 Battery Up To Two Batteries



**DOMELIGHT**  
▶ 2879270 | \$84<sup>99</sup>  
FITS POLY 6 CAMO ROOFS; 2 SEAT - 2882287, 2880634 / CREW - 2879356, 2880635



**LARGE REAR VIEW MIRROR**  
▶ 2879989 | \$83<sup>99</sup>  
570/500/ETX MY 15-17, LI-ION EV 6 EV MY 15-17, CREW 570 MY 15-17



**HEATER & DEFROST KIT**  
▶ 2879967 | \$1,034<sup>99</sup>  
570 MY 15-17, CREW 570 MY 15-17  
▲ Battery Connection Cable Required. See page 52.



**POLARIS® HOMELINK® REMOTE GARAGE DOOR OPENER** **NEW**  
• Homelink® technology allows you to control up to two garage doors  
▶ 2882082 | \$194<sup>99</sup>  
570/500/ETX MY 15-17, LI-ION EV 6 EV MY 15-17, CREW 570 MY 15-17  
▲ Requires wiring harness

MID-SIZE | CAB COMFORT



# STORAGE

## GEAR UP FOR ANY JOB

### LOCK & RIDE


#### LOCK & RIDE® BOOM UTILITY SPRAYER- 40 GALLON

- Corrosion-resistant polyethylene tank
- Sprayer mounts quickly and easily in rear cargo box
- ▶ 2880637 | \$1169<sup>99</sup>
- 570/500/ETX MY 15-17, LI-10N EV 6 EV MY 15-17, CREW 570 MY 15-17

### LOCK & RIDE

EXCLUSIVE AND AVAILABLE ON ALL POLARIS® VEHICLES, LOCK & RIDE® ACCESSORIES LET YOU QUICKLY CHANGE FROM ONE TASK TO ANOTHER WITH HUNDREDS OF OPTIONS.

WITH THE FLIP OF A LEVER, LOCK & RIDE® PLUNGERS USE OUTWARD PRESSURE TO EXPAND FOR A SECURE FIT.



#### LOCK & RIDE® TIP DOWN HEADACHE RACK

- Tip-Down feature converts from rear cab protection versatile bed rack
- Designed to accept multiple accessories including cooler, storage box, and more
- ▶ 2879976 | \$454<sup>99</sup>
- 570/500/ETX MY 15-17, LI-10N EV 6 EV MY 15-17, CREW 570 MY 15-17



Rack Tips Down for More Storage Capacity

#### LOCK & RIDE® BED RAILS

- Heavy-duty steel construction with a rugged powder-coat finish
- Features several additional tie-down points for load securing options
- ▶ 2882053 | \$169<sup>99</sup>
- 570/500/ETX MY 15-17, LI-10N EV 6 EV MY 15-17, CREW 570 MY 15-17



#### LOCK & RIDE® CARGOMAX SYSTEM

- Comes standard with a support bar that ties to the two sides together for a sturdy cargo hold
- Adjustable utility hooks provide more options for hanging tools, cords or gear
- Two sides and a support bar included
- ▶ 2882177 | \$649<sup>99</sup>
- 570/500/ETX MY 15-17, LI-10N EV 6 EV MY 15-17, CREW 570 MY 15-17
- Required for Kolpin Stronghold™ system.



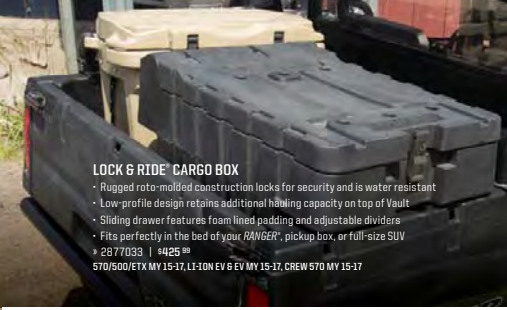
#### LOCK & RIDE® BED EXTENDER/DIVIDER

- Installs in any location in the box to secure any cargo
- Use it to extend or divide the cargo box
- ▶ 2879977 | \$324<sup>99</sup>
- 570/500/ETX MY 15-17, LI-10N EV 6 EV MY 15-17, CREW 570 MY 15-17



#### LOCK & RIDE® CARGO BOX

- Rugged roto-molded construction locks for security and is water resistant
- Low-profile design retains additional hauling capacity on top of Vault
- Sliding drawer features foam lined padding and adjustable dividers
- Fits perfectly in the bed of your RANGER®, pickup box, or full-size SUV
- ▶ 2877033 | \$425<sup>99</sup>
- 570/500/ETX MY 15-17, LI-10N EV 6 EV MY 15-17, CREW 570 MY 15-17



#### CARGO BED MAT

- Non-slip surface to better secure loads
- Protect the cargo bed from scratches and scuffs
- Lifts out & is easy to clean
- Can be cut to access factory tie-down cleats
- ▶ 2881465 | \$129<sup>99</sup>
- 570/500/ETX MY 15-17, LI-10N EV 6 EV MY 15-17, CREW 570 MY 15-17



#### LOCK & RIDE® XL STORAGE BOX

- Extra large storage capacity box with lid secured by four rubber clasps
- Includes internal dividers and reversible lid
- Use with internal storage bags to organize your gear
- Dimensions: 37" x 15" x 21"
- ▶ 2881128-070 | \$204<sup>99</sup>
- XP 1000 & 900 MY 13-17, XP 570 MY 15-16, DIESEL MY 14-17, 570 FULL-SIZE MY 15-17, CREW XP 1000 & 900 MY 13-17, CREW XP 570 MY 15-16, CREW DIESEL MY 14-17, CREW 570 FULL-SIZE MY 15-17, 570/500/ETX MY 15-17, LI-10N EV 6 EV MY 15-17, CREW 570 MY 15-17

Insert up to 3 XL accessory bags in box for additional organized storage

- XL SOFT SIDE COOLER**  
▶ 2881428 | \$56<sup>99</sup>
- XL TRAIL BAG**  
▶ 2881130 | \$56<sup>99</sup>
- XL TOOL BAG**  
▶ 2881129 | \$56<sup>99</sup>
- XL POLARIS PURSUIT CAMO RANGE BAG**  
▶ 2881131 | \$109<sup>99</sup>

- TIE-DOWN RATCHET STRAPS**  
▶ 2859047-01 | RED | \$29<sup>99</sup>  
▶ 2859047-02 | BLACK | \$29<sup>99</sup>

- TIE-DOWN STRAPS**  
▶ 2871181 | BLACK | \$29<sup>99</sup>

- LOCK & RIDE® QUICKSTRAP**  
▶ 2882187 | SOLD AS PAIR | \$55<sup>99</sup>  
ALL RANGER® CARGO BOXES

- LOCK & RIDE® D-RINGS**  
• Enable easy attachment of ratcheting straps or bungee cords  
▶ 2881545 | SOLD AS PAIR | \$41<sup>99</sup>  
ALL RANGER® CARGO BOXES

- LOCK & RIDE® CHAINSAW MOUNT**  
▶ 2879354 | \$169<sup>99</sup>  
XP 1000 & 900 MY 13-17, XP 570 MY 15-16, DIESEL MY 14-17, 570 FULL-SIZE MY 15-17, CREW XP 1000 & 900 MY 13-17, CREW XP 570 MY 15-16, CREW DIESEL MY 14-17, CREW 570 FULL-SIZE MY 15-17, 570/500/ETX MY 15-17, LI-10N EV 6 EV MY 15-17, CREW 570 MY 15-17

- FIRE EXTINGUISHER HOLDER**  
• Quick release strap allows for easy access  
▶ 2882158 | \$109<sup>99</sup>  
570/500/ETX MY 15-17, LI-10N EV 6 EV MY 15-17, CREW 570 MY 15-17

- UNDER SEAT STORAGE BOX**  
▶ 2880046 | \$129<sup>99</sup>  
570/500/ETX MY 15-17, LI-10N EV 6 EV MY 15-17, CREW 570 MY 15-17

- RIDE & REPAIR ESSENTIALS KIT**  
▶ 2881207 | \$129<sup>99</sup>  
ALL RANGER® MODELS

MID-SIZE | CARGO BED / STORAGE



# HUNTING LOCK & LOAD UP

Take your pursuit further and ready up for the day ahead. Organize your gear with Kolpin Stronghold™ gun boots and mounts, and keep your RANGER™ dry and protected while you're out in the field with the all-new Polaris Pursuit™ Camo Cover.



You can use the Lock & Ride™ QuickStrap to secure Dog Kennel to the cargo bed

**LOCK & RIDE**

**LOCK & RIDE™ DOG KENNEL *NEW***

- High-tension spring door opens from either side for versatility and removal.
- Drain holes in the bottom
- Rubber feet seamlessly fit in the indentations of the RANGER Gear Vault for a secure fit
- Lightweight with a molded handle in the top for easy carrying
- Ideal for medium or large breed hunting dogs or family pets.
- Measures 34" x 24" allowing you to fit two side-by-side


▶ 2882324 | \$294<sup>99</sup>  
570/500/ETX MY 15-17, LL-10N EV 6 EV MY 15-17, CREW 570 MY 15-17 & FULL SIZE SEE PAGE 30



**IN-CAB GUN MOUNT**

- Designed to hold two firearms, rifles or shotguns securely with soft rubber V-grips and straps
- Stock is secured with a soft molded rubber inlay

▶ 2881537 | \$194<sup>99</sup>  
570/500/ETX MY 15-17, LL-10N EV 6 EV MY 15-17, CREW 570 MY 15-17 & FULL SIZE SEE PAGE 30



**LOCK & RIDE**

**LOCK & RIDE™ GUN RACK 6 *NEW* *MAXIMIZE***

- Adjustable to store guns at an angle or vertical (shown at angle)
- Holds 6 rifles or shotguns securely with soft rubber V-grips
- Stock is secured in place with a soft molded rubber inlay along the bottom of the rack

▶ 2882159 | \$494<sup>99</sup>  
570/500/ETX MY 15-17, LL-10N EV 6 EV MY 15-17, CREW 570 MY 15-17 & FULL SIZE SEE PAGE 30



**POLARIS™ PURSUIT CAMO SXS FIELD COVER *NEW***

- Full coverage camo print cover "hides" your side-x-side while in the field
- Lightweight and easy to transport

▶ 2882160 | \$155<sup>99</sup>  
FITS ALL 2/3 SEAT SXS VEHICLES AND LOCK & RIDE™ CARGOMAX SYSTEM



**KOLPIN STRONGHOLD™ SYSTEM**  
Polaris is proud to partner with Kolpin® Powersports, an industry leader in off-road accessories and the premier name in gun boots and mounts. Our exclusive line of Kolpin® accessories are designed to fit and tested to work perfectly with your Polaris RANGER®.



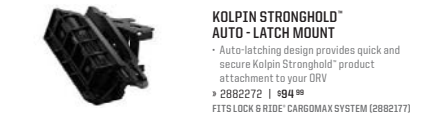
**1 ADD THE LOCK & RIDE™ CARGOMAX SYSTEM**

**KOLPIN STRONGHOLD™ PRODUCTS ONLY FIT USING THE LOCK & RIDE™ CARGOMAX SYSTEM (28821770)**

**3 ADD YOUR BOOT**

- KOLPIN STRONGHOLD™ GUN BOOT™ XL TRANSPORT *NEW***
- Secures virtually all models of firearms up to 52" in length along with bipods and optics
  - Includes zippered soft carrying gun case
  - 2 separate storage compartments
  - Meets TSA guidelines for airline travel
- ▶ 2882430 | \$149<sup>99</sup>  
FITS KOLPIN STRONGHOLD™ AUTO-LATCH MOUNT
- KOLPIN STRONGHOLD™ GUN BOOT™ L *NEW***
- 2882426 | \$94<sup>99</sup>
- FITS KOLPIN STRONGHOLD™ AUTO-LATCH MOUNT

**2 ADD AUTO LATCH MOUNT**



**KOLPIN STRONGHOLD™ AUTO-LATCH MOUNT**

- Auto-latching design provides quick and secure Kolpin Stronghold™ product attachment to your DRV

▶ 2882272 | \$94<sup>99</sup>  
FITS LOCK & RIDE™ CARGOMAX SYSTEM (2882177)



**KOLPIN STRONGHOLD™ GUN BOOT™ XL TRANSPORT**

**KOLPIN STRONGHOLD™ PISTOL BOOT *NEW***

- 2882429 | \$74<sup>99</sup>

FITS KOLPIN STRONGHOLD™ AUTO-LATCH MOUNT

**KOLPIN STRONGHOLD™ ICE ROD BOOT *NEW***

- 2882428 | \$114<sup>99</sup>

FITS KOLPIN STRONGHOLD™ AUTO-LATCH MOUNT



**POLARIS™ GUN BOOT BY KOLPIN™**

- Works with shotgun or rifle
- Padded interior, dust-proof, water-resistant

▶ BLACK | 2872677 | \$83<sup>99</sup>  
▶ MOSSY OAK™ BREAK-UP | 2872677-419 | \$149<sup>99</sup>  
FITS POLARIS™ LOCK & RIDE™ GUN BOOT MOUNTS



**RATCHETING RHINO GRIP™ XL BY KOLPIN™**

- 2881575 | \$104<sup>99</sup>

ALL RANGER™ MODELS  
Sold as a pair



**RHINO GRIP™ XL BY KOLPIN™**

- 2881574 | \$77<sup>99</sup>

ALL RANGER™ MODELS  
Sold as a pair

**RUBBER STRAPS BY KOLPIN™**

- 2881621 | \$14<sup>99</sup>

RHINO GRIP™ XL BY KOLPIN™  
Sold as a pair

**LOCK & RIDE**



**LOCK & RIDE™ DUAL GUN BOOT MOUNT**

- Mounted high to accommodate dog kennels and other cargo
- Securely holds 2 gun boots (sold separately)

▶ 2877709 | \$324<sup>99</sup>  
570/500/ETX MY 15-17, LL-10N EV 6 EV MY 15-17, CREW 570 MY 15-17

MID-SIZE | HUNTING



**BUMPERS & GUARDS**

**PROTECT YOUR RIDE**

The best way to protect your *RANGER* is with super-tough Polaris® bumpers and guards. They're engineered for easy, secure installation and protect lights, bodywork and suspensions.



**HMW A-ARM GUARDS**

- Lightweight HMW (high-molecular weight) polyethylene construction protects against off-road impacts
- Molded specifically for the *RANGER*'s front suspension
- Mounting hardware included
- FRONT** | 2880550 | **\$259<sup>99</sup>**
- REAR** | 2880551 | **\$259<sup>99</sup>**

570/500/ETX MY 15-17, L1-10N EV 6 EV MY 15-17, CREW 570 MY 15-17

**STANDARD BRUSHGUARDS**

- Strong 1.25" (3.2cm) diameter steel tube construction
- Protect front bodywork and headlights
- Protect the rear of vehicle with reliable protection on and off the trail
- FRONT** | 2879973 | **\$324<sup>99</sup>**
- REAR** | 2879972 | **\$259<sup>99</sup>**

570/500/ETX MY 15-17, L1-10N EV 6 EV MY 15-17, CREW 570 MY 15-17

**NERF BARS**

- Durable, stamped plate steel construction
- Provides additional protection to side of vehicle.
- Integrated boot scraper helps keep interior clean
- 2879974** | **\$194<sup>99</sup>**

570/500/ETX MY 15-17, L1-10N EV 6 EV MY 15-17

**CREW NERF BARS**

- 2880333** | **\$389<sup>99</sup>**

CREW 570 MY 15-17

**KEEP IT ICE COLD**

Polaris Northstar® coolers survive just about anything—from extreme heat to a full-on bear attack. Ice will stay cold for hours on end, and anything inside will stay locked up tight.



60 QUART



**HOLDS ICE 30+ HOURS LONGER THAN YETI®**



**POLARIS NORTHSTAR® COOLER**

- 2881259 | 60 qt. | **\$399<sup>99</sup>** (Shown)
  - 2881915 | 30 qt. | **\$299<sup>99</sup>**
- ALL *RANGER* MODELS



**Two Convenient Sizes**  
30 Quart holds 18 cans  
60 Quart holds 36 cans



**ComfortCarry Handles**  
Carry a fully loaded cooler with comfort and ease



**TravelLock System**  
Integrated tie-down cleats easily secure to any off-road vehicle, boat or truck



**EasyOut Drain System**  
Large, easy to open plug for rapid draining



**NoSlip Rubber Feet**  
Firm placement on any surface



**PolarWall Insulation**  
Thick 2-inch insulation ensure premium cooling




**IceLock Seal**  
Airtight gasket along the lid keeps cold air in

**POLARIS NORTHSTAR® COOLER ACCESSORIES**



**WIRE BASKET** **NEW**

- Finished in durable, food-safe, black rubber-coat
- 2882185** | 60 qt. | **\$41<sup>99</sup>** (Shown)
- 2882438** | 30 qt. | **\$34<sup>99</sup>**



**DIVIDERS** **NEW**

**60 QUART** (Shown)

- Comes with two dividers
- 2882184** | **\$55<sup>99</sup>**

**30 QUART**

- Comes with one divider
- 2882186** | **\$29<sup>99</sup>**



**SEAT CUSHIONS** **NEW**

- 2882178** | 60 qt. | **\$109<sup>99</sup>** (Shown)
- 2882507** | 30 qt. | **\$83<sup>99</sup>**

**COOLER WHEELS** **NEW**

- 2882180** | 60 qt. | **\$119<sup>99</sup>** (Not shown)

60 qt. only



**BOTTLE OPENER** **NEW**

- 2882183** | **\$14<sup>99</sup>**

All Coolers or other suitable surface



**LOCK & RIDE® QUICKSTRAP** **NEW**

- 2882187** | **\$55<sup>99</sup>**

All Coolers, *RANGER*®, Polaris *GENERAL*®

\*YETI is a registered trademark of YETI COOLERS, LLC

MID-SIZE | BUMPERS & GUARDS / COOLERS



# WINCHES PULL YOUR WEIGHT



## ONLY POLARIS ENGINEERED™ WINCHES PROVIDE

- EXTREME DURABILITY**  
Featuring cut steel gears and steel spools to withstand higher loads, Polaris® winches easily passed the 1000-cycle load test—lasting more than 3x longer than the competition.
- FULLY SEALED**  
Winches and contactors are built for use in the harshest conditions. IP67-rated to be dustproof and waterproof.
- BUILT FOR YOUR MACHINE**  
With components designed and manufactured specifically for your vehicle, installation is simple and quick compared to other winches on the market.
- AUTO-STOP TECHNOLOGY**  
Featured on Polaris® PRO HD winches, Auto-stop technology increases the life of your winch and makes plowing a breeze by stopping the winch when the hook is fully retracted.
- 1 YEAR WARRANTY**  
Fully backed by Polaris® with a 1 year warranty.

### PRO PRO HEAVY DUTY SERIES

#### PREMIUM FEATURES FOR HEAVY-DUTY PULLING POWER

Heavy-Duty series features plus:

#### ALUMINUM FAIRLEAD

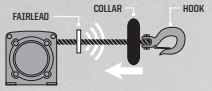
- Extends rope life, corrosion-resistant

#### SYNTHETIC ROPE

- Superior flexibility, great strength, lightweight

#### AUTO-STOP TECHNOLOGY

- Stops winch at end of pull, prevents driveline stress
- Great for plowing, prevents overlifting
- Winch stops when collar on rope contacts fairlead



### HD HEAVY DUTY SERIES

#### HEAVY-DUTY PULLING POWER

- Cut steel gears for improved durability
- Steel spool can handle extreme loads
- 40% quieter – near-silent free spooling

- Sealed motor and drivetrain
- Low-voltage contactor
- Integrated wiring and mount plates ensure perfect fit

#### FULL-SIZE

### PRO PRO HEAVY DUTY SERIES

#### 6000 LB. WINCH



#### POLARIS® PRO HD 6000 LB. WINCH

- 6000 lbs. of pulling capacity
- Auto-stop technology—ideal for snow plowing applications
- 50' of 6mm premium high strength synthetic rope
- High-quality polished aluminum fairlead
- Fully sealed contactor, motor and drivetrain
- Rocker switch control in cab; Polaris® Wireless Winch Remote included
- ▶ 2881668 | \$1099<sup>99</sup>
- XP 1000 6 900 MY 13-17, XP 570 MY 16, DIESEL MY 14-17, 570 FULL-SIZE MY 15, CREW XP 1000 6 900 MY 13-17, CREW XP 570 MY 16, CREW DIESEL MY 14-17, CREW 570 FULL-SIZE MY 15

#### FULL-SIZE

### PRO PRO HEAVY DUTY SERIES

#### 4500 LB. WINCH



#### POLARIS® PRO HD 4500 LB. WINCH

- 4500 lbs. of pulling capacity
- Auto-stop technology—ideal for snow plowing applications
- 50' of 6mm premium high strength synthetic rope
- High-quality polished aluminum fairlead
- Fully sealed contactor, motor and drivetrain
- ▶ 2881666 | \$969<sup>99</sup>
- XP 1000 6 900 MY 13-17, XP 570 MY 16, DIESEL MY 14-17, 570 FULL-SIZE MY 15, CREW XP 1000 6 900 MY 13-17, CREW XP 570 MY 16, CREW DIESEL MY 14-17, CREW 570 FULL-SIZE MY 15
- ▶ 2881670 | \$969<sup>99</sup>
- 570 FULL-SIZE MY 18-17, 570/500/ETX MY 15-17, L1-10N EV 6 EV MY 15-17, CREW 570 MY 15-17, CREW 570 FULL-SIZE MY 18-17

#### MID-SIZE 6 570 FULL-SIZE

#### FULL-SIZE

### HD HEAVY DUTY SERIES

#### 4500 LB. WINCH



#### TOP SELLER POLARIS® HD 4500 LB. WINCH [INTEGRATED MOUNT]

- 4500 lbs. of pulling capacity
- Fully-sealed contactor, motor and drivetrain
- 50' of 7/32" high strength steel cable
- Durable corrosion-resistant finish
- ▶ 2881667 | \$779<sup>99</sup>
- XP 1000 6 900 MY 13-17, XP 570 MY 16, DIESEL MY 14-17, 570 FULL-SIZE MY 15, CREW XP 1000 6 900 MY 13-17, CREW XP 570 MY 16, CREW DIESEL MY 14-17, CREW 570 FULL-SIZE MY 15

#### POLARIS® HD 4500 LB. WINCH [MULTI-MOUNT] (NOT SHOWN)

- The convenient multi-mount option allows for front or rear receiver mounting. A handheld remote and aircraft-quality cable allow for safe and secure operation. Requires Front Receiver Hitch Kit (2878846).
- ▶ 2879142 | \$999<sup>99</sup>
- XP 1000 6 900 MY 13-17, XP 570 MY 16, DIESEL MY 14-17, 570 FULL-SIZE MY 15
- ▶ 2880096 | \$999<sup>99</sup>
- CREW XP 1000 6 900 MY 13-17, CREW XP 570 MY 16, CREW DIESEL MY 14-17, CREW 570 FULL-SIZE MY 15
- Recommended to use a bigger battery (4014132) for XP 570 and CREW 570 FULL-SIZE.

#### MID-SIZE 6 570 FULL-SIZE

### HD HEAVY DUTY SERIES

#### 3500 LB. WINCH



#### TOP SELLER POLARIS® HD 3500 LB. WINCH

- 3500 lbs. of pulling capacity
- Fully-sealed contactor, motor and drivetrain
- 50' of 7/32" high strength steel cable
- Durable corrosion-resistant finish
- ▶ 2881669 | \$589<sup>99</sup>
- 570 FULL-SIZE MY 18-17, 570/500/ETX MY 15-17, L1-10N EV 6 EV MY 15-17, CREW 570 MY 15-17, CREW 570 FULL-SIZE MY 18-17

#### WINCH ACCESSORIES

#### POLARIS® WIRELESS WINCH REMOTE

- Allows for remote operation of Polaris® HD winch
- Up to 50-foot range with LED indicator
- Direct plug and play operation
- ▶ 2879316 | \$169<sup>99</sup>
- POLARIS® WINCHES ONLY

#### POWER CONTROLLER

- Control your winch directly from the shift knob
- Ideal for plowing; puts plow controls in your shifting hand
- ▶ 2879227 | \$55<sup>99</sup>
- XP 1000 6 900 MY 13-17, XP 570 MY 16, DIESEL MY 14-17, 570 FULL-SIZE MY 15, CREW XP 1000 6 900 MY 13-17, CREW XP 570 MY 16, CREW DIESEL MY 14-17, CREW 570 FULL-SIZE MY 15

#### FRONT HITCH RECEIVER MOUNT

- ▶ 2878846 | \$155<sup>99</sup>
- XP 1000 6 900 MY 13-17, XP 570 MY 16, DIESEL MY 14-17, 570 FULL-SIZE MY 15, CREW XP 1000 6 900 MY 13-17, CREW XP 570 MY 16, CREW DIESEL MY 14-17, CREW 570 FULL-SIZE MY 15

#### UPGRADE YOUR POLARIS® HD WINCH WITH THESE ACCESSORIES

#### AUTO-STOP WINCH UPGRADE KIT

- ▶ 2881692 | \$129<sup>99</sup>
- POLARIS® WINCHES FOR RANGER® ONLY

#### SYNTHETIC WINCH ROPE

- ▶ 2879187 | \$169<sup>99</sup>
- FOR USE ON POLARIS® 4500 LB. WINCHES
- ▶ 2879188 | \$219<sup>99</sup>
- FOR USE ON POLARIS® 6000 LB. WINCHES.



## REQUIRED FOR POLARIS® PRO HD & POLARIS® HD WINCH INSTALLATION

- #### BATTERY CONNECTION CABLES
- Necessary component to connect your accessory busbar to the vehicle battery
  - Wires are cut to the precise length of your vehicle to minimize slack
  - ▶ 2879390 | FULL-SIZE | \$42<sup>99</sup>
  - ▶ 2879980 | MID-SIZE | \$55<sup>99</sup>
  - XP 1000 6 900 MY 13-17, XP 570 MY 16, DIESEL MY 14-17, 570 FULL-SIZE MY 15-17
  - ▶ 2880329 | MID-SIZE CREW | \$55<sup>99</sup>
  - ▶ 2879885 | FULL-SIZE CREW | \$69<sup>99</sup>
  - CREW 570 MY 15-17
  - CREW XP1000 6 900 MY 13-17, CREW XP 570 MY 16, CREW DIESEL MY 14-17, CREW 570 FULL-SIZE MY 15-17



PLOWS

# GLACIER<sup>®</sup> PRO PLOW SYSTEM

## DESIGNED FOR EXTREME SNOW REMOVAL

Don't let snow change your plans. Clear a path with a Glacier<sup>®</sup> Pro Plow System. Ideal for heavy snow removal, the Glacier<sup>®</sup> Pro Plow System gives you more options for snow removal, including poly blades for a no-stick solution and hydraulic lifts and angle systems for convenient control. And with integrated Lock & Ride<sup>™</sup> technology, installation is as easy as driving up and clipping it on.

### CONVENIENCE


Control blade lift and angle without leaving the cab with the power controller.



18" LIFT HEIGHT

### MODULAR DESIGN

Choose from winch or hydraulic lift systems and manual or hydraulic angle systems.



LOCK & RIDE

Auto-retracting frame kickstand allows for drive-in installation and quick removal




TAKE ON THE SNOW WITH THE NEW PRO ARMOR<sup>™</sup> WHITEOUT TIRES


LOCK & RIDE

FULL-SIZE

FOR A LIFT METHOD, CHOOSE BETWEEN:  
Hydraulic Lift      Winch



ADD AN ANGLE SYSTEM:



CONTROL FROM THE COMFORT OF THE CAB  
Lift and change the angle of the plow blade with the Power Controller.

Required with Glacier<sup>®</sup> Pro Hydraulic Angle System and Glacier<sup>®</sup> Pro Hydraulic Lift System



72" POLY BLADE  
BEST FOR IMPACT ABSORPTION



72" STEEL BLADE  
BEST FOR BIG JOBS YEAR AFTER YEAR

### CREATE YOUR FULL-SIZE GLACIER<sup>®</sup> PRO PLOW SYSTEM

To complete your Polaris<sup>®</sup> plow system, you will need four components: a mount, a push frame, either a winch or hydraulic lift method and a blade.

#### STEP 1 SELECT A MOUNT

GLACIER<sup>®</sup> PRO PLOW MOUNT  
➤ 2879116 | \$259<sup>99</sup>

#### STEP 2 SELECT A FRAME

GLACIER<sup>®</sup> PRO **Hydraulic** PLOW PUSH FRAME  
➤ 2881286 | \$1,359<sup>99</sup>

REPLACEMENT SHEAR PIN  
➤ 2205527 | \$10<sup>99</sup>  
SHEAR PINS COME STOCK WITH THE PLOW FRAME. AVAILABLE FOR PURCHASE IN CASE OF DAMAGE

#### PLOWING WITH TRACKS?

GLACIER<sup>®</sup> PRO TRACK EXTENSION  
➤ 2879871 | \$589<sup>99</sup>  
REQUIRED TO USE GLACIER<sup>®</sup> PRO PLOW SYSTEM WITH TRACKS

#### STEP 3 CONFIGURE PLOW

##### SELECT A LIFT METHOD:

##### CHOOSE A WINCH

POLARIS<sup>®</sup> PRO HD 6000 LB. WINCH  
➤ 2881668 | \$1,099<sup>99</sup>

POLARIS<sup>®</sup> PRO HD 4500 LB. WINCH  
➤ 2881666 | \$969<sup>99</sup>

POLARIS<sup>®</sup> HD **Hydraulic** 4500 LB. WINCH  
➤ 2881667 | \$779<sup>99</sup>

##### OR A HYDRAULIC LIFT

GLACIER<sup>®</sup> PRO PLOW HYDRAULIC LIFT SYSTEM  
➤ 2879220 | \$649<sup>99</sup>  
REQUIRES POWER CONTROLLER 2879227

##### ADD AN ANGLE SYSTEM:

##### GLACIER PRO PLOW HYDRAULIC ANGLE SYSTEM

Heavy-duty hydraulic angle system provides convenient, in-cab control of the plow blade angle.  
➤ 2879224 | \$709<sup>99</sup>  
REQUIRES POWER CONTROLLER 2879227

#### STEP 4 SELECT A BLADE

##### GLACIER<sup>®</sup> PRO PLOW 72" POLY BLADE

Strong, durable and corrosion-resistant blade is best for impact absorption needed for serious snow removal.  
➤ 2879317 | \$779<sup>99</sup>

##### GLACIER<sup>®</sup> PRO PLOW 72" STEEL BLADE

Best for pushing big jobs and materials year after year.  
➤ 2879374 | \$589<sup>99</sup>

#### STEP 5 SELECT ACCESSORIES

##### POWER CONTROLLER

➤ 2879227 | \$55<sup>99</sup>  
REQUIRED FOR GLACIER PRO PLOW HYDRAULIC LIFT SYSTEM 2879220 AND ANGLE SYSTEM CONTROLLER 2879224

GLACIER<sup>®</sup> PRO PLOW 72" STEEL BLADE  
Best for pushing big jobs and materials year after year.  
➤ 2879374 | \$589<sup>99</sup>

ADDITIONAL PLOWING ACCESSORIES AT [POLARIS.COM/SHOP](http://POLARIS.COM/SHOP)

XP 1000 6 900 MY 13-17, XP 570 MY 16, DIESEL MY 14-17, 570 FULL-SIZE MY 15, CREW XP 1000 6 900 MY 13-17, CREW XP 570 MY 16, CREW DIESEL MY 14-17, CREW 570 FULL-SIZE MY 15

LOCK & RIDE

MID-SIZE & 570 FULL-SIZE



ADD AN ANGLE SYSTEM:



CONTROL FROM THE COMFORT OF THE CAB  
Lift and change the angle of the plow blade with the Power Controller.

Required with Glacier<sup>®</sup> Pro Hydraulic Angle System



66" POLY BLADE  
BEST FOR IMPACT ABSORPTION



66" STEEL BLADE  
BEST FOR BIG JOBS YEAR AFTER YEAR

### CREATE YOUR MID-SIZE & 570 FULL-SIZE GLACIER<sup>®</sup> PRO PLOW SYSTEM

To complete your Polaris<sup>®</sup> plow system, you will need four components: a mount, a push frame, a lift method and a blade.

#### STEP 1 SELECT A MOUNT

MID-SIZE GLACIER<sup>®</sup> PRO PLOW MOUNT  
➤ 2880261 | \$324<sup>99</sup>

#### STEP 2 SELECT A FRAME

MID-SIZE GLACIER<sup>®</sup> PRO PUSH FRAME  
➤ 2880260 | \$589<sup>99</sup>

REPLACEMENT SHEAR PIN  
➤ 2205527 | \$10<sup>99</sup>  
SHEAR PINS COME STOCK WITH THE PLOW FRAME. AVAILABLE FOR PURCHASE IN CASE OF DAMAGE

#### STEP 3 CONFIGURE PLOW

##### SELECT A LIFT METHOD:

##### CHOOSE A WINCH

POLARIS<sup>®</sup> PRO HD 4500 LB. WINCH  
➤ 2881670 | \$969<sup>99</sup>

POLARIS<sup>®</sup> HD **Hydraulic** 3500 LB. WINCH  
➤ 2881669 | \$589<sup>99</sup>

##### ADD AN ANGLE SYSTEM:

##### GLACIER PRO PLOW HYDRAULIC ANGLE SYSTEM

Heavy-duty hydraulic angle system provides convenient, in-cab control of the plow blade angle.  
➤ 2880266 | \$779<sup>99</sup>  
REQUIRES POWER CONTROLLER 2879227

#### STEP 4 SELECT A BLADE

##### GLACIER<sup>®</sup> PRO PLOW 66" POLY BLADE

Strong, durable and corrosion-resistant blade is best for impact absorption needed for serious snow removal.  
➤ 2880269 | \$519<sup>99</sup>

##### GLACIER<sup>®</sup> PRO PLOW 66" STEEL BLADE

Best for pushing big jobs and materials year after year.  
➤ 2880268 | \$454<sup>99</sup>

#### STEP 5 SELECT ACCESSORIES

##### POWER CONTROLLER

➤ 2879227 | \$55<sup>99</sup>  
REQUIRED FOR GLACIER PRO PLOW HYDRAULIC ANGLE SYSTEM 2879224

ADDITIONAL PLOWING ACCESSORIES AT [POLARIS.COM/SHOP](http://POLARIS.COM/SHOP)

570 FULL-SIZE MY 16-17, 570/500/ETX MY 10-17, L3-10N 6 EV MY 15-17, CREW 570 MY 10-17, CREW 570 FULL-SIZE MY 16-17



PLOWS

# GLACIER® II PLOW SYSTEM

## MAKE QUICK WORK OF THE SMALLER JOBS

Lock & Ride® technology makes installation as simple as driving up, clipping in the plow system and going on your way. The auto-retracting frame kickstand ensures your plow is at the right height for drive-up attachment or detachment all the time.

- Reinforced plow frame and pivot box for 40% increased strength
- A versatile plow system with outstanding range of motion
- Mounting plates are engineered specifically for Polaris® RANGER® models
- Choose from several blades for snow plowing or versatile snow/dirt capabilities



## MAKE YOUR RANGER® THE ULTIMATE WINTER MACHINE



Don't let the cold stop you. Keep warm with a Heated Seat Kit (2879271 or 2882456) and Heated Steering Wheel (2881573).




There aren't many daylight hours during the winter months. Ride into the night with Polaris® or Pro Armor® lighting. See page 70 for more details.



For RANGER® Diesel owners, a Diesel Block Heater (2880826) will provide heat to the engine for sure starting in extremely cold conditions. It also includes a thermostat for auto shut-off to prevent overheating.

LOCK & RIDE FULL-SIZE



### CREATE YOUR FULL-SIZE GLACIER® II PLOW SYSTEM

To complete your Polaris® plow system, you will need four components: a mount, a push frame, a lift method and a blade.

#### STEP 1 SELECT A MOUNT

**GLACIER® II MOUNT PLATE**  
 ▶ 2879116 | \$259<sup>99</sup>

#### STEP 2 SELECT A FRAME

**GLACIER® II PLOW FRAME**  
 ▶ 2878822 | \$454<sup>99</sup>

**REPLACEMENT SHEAR PIN**  
 ▶ 2205527 | \$10<sup>99</sup>

SHEAR PINS COME STOCK WITH THE PLOW FRAME. AVAILABLE FOR PURCHASE IN CASE OF DAMAGE.

#### STEP 3 SELECT A LIFT METHOD

**POLARIS® PRO HD 6000 LB. WINCH**  
 ▶ 2881668 | \$1,099<sup>99</sup>

**POLARIS® PRO HD 4500 LB. WINCH**  
 ▶ 2881666 | \$969<sup>99</sup>

**POLARIS® HD 4500 LB. WINCH**  
 ▶ 2881667 | \$779<sup>99</sup>

#### STEP 4 SELECT A BLADE

**GLACIER® II PLOW 72" COUNTY STEEL BLADE**  
 Professional grade, heavy-duty plow blade has a tapered design to effectively push large loads of snow or dirt to the side.  
 ▶ 2878848 | \$589<sup>99</sup>

**GLACIER® II PLOW 72" STEEL BLADE**  
 Best for moving and piling large amounts of snow or material after year.  
 ▶ 2877736 | \$519<sup>99</sup>

ADDITIONAL PLOWING ACCESSORIES AT [POLARIS.COM/SHOP](http://POLARIS.COM/SHOP)

XP 1000 6 800 MY 13-17, XP 570 MY 16, DIESEL MY 14-17, 570 FULL-SIZE MY 15, CREW XP 1000 6 800 MY 13-17, CREW XP 570 MY 16, CREW DIESEL MY 14-17, CREW 570 FULL-SIZE MY 15

LOCK & RIDE MID-SIZE & 570 FULL-SIZE



### CREATE YOUR FULL-SIZE GLACIER® II PLOW SYSTEM

To complete your Polaris® plow system, you will need four components: a mount, a push frame, a lift method and a blade.

#### STEP 1 SELECT A MOUNT

**GLACIER® II MID-SIZE PLOW MOUNT**  
 ▶ 2879116 | \$259<sup>99</sup>

#### STEP 2 SELECT A FRAME

**GLACIER® II MID-SIZE PLOW FRAME**  
 ▶ 2878822 | \$454<sup>99</sup>

**REPLACEMENT SHEAR PIN**  
 ▶ 2205527 | \$10<sup>99</sup>

SHEAR PINS COME STOCK WITH THE PLOW FRAME. AVAILABLE FOR PURCHASE IN CASE OF DAMAGE.

#### STEP 3 SELECT A LIFT METHOD

**POLARIS® PRO HD 4500 LB. WINCH**  
 ▶ 2881670 | \$969<sup>99</sup>

**POLARIS® HD 3500 LB. WINCH**  
 ▶ 2881669 | \$589<sup>99</sup>

#### STEP 4 SELECT A BLADE

**GLACIER® II PLOW 60" STEEL RAZOR BLADE**  
 Best for plowing snow or gravel to either side of a driveway.  
 ▶ 2875370 | \$454<sup>99</sup>

**GLACIER® II PLOW 60" STEEL BLADE**  
 Best for clearing snow from driveways.  
 ▶ 2876626 | \$284<sup>99</sup>

ADDITIONAL PLOWING ACCESSORIES AT [POLARIS.COM/SHOP](http://POLARIS.COM/SHOP)

570 FULL-SIZE MY 16-17, 570/500/ETX MY 15-17, LI-10N EV 6 EV MY 15-17, CREW 570 MY 15-17, CREW 570 FULL-SIZE MY 16-17

ADD REAR TIRE CHAINS & PLOW MARKERS TO YOUR PLOW SYSTEM VISIT [POLARIS.COM/SHOP](http://POLARIS.COM/SHOP)



COMMON ACCESSORIES | PLOWS





# PRO ARMOR

Conquer any terrain with ProArmor® tires. As an industry leader in premium off-road accessories for more than a decade, ProArmor® delivers purpose built tires with superior durability and ultimate performance for the environment you ride. Not only that, but they're developed and tested with Polaris Engineers—ensuring the perfect fit and optimal performance mile-after-mile.

## BUILT TO PERFORM

Triple belt sidewalls provide superior durability and resistance to sidewall punctures while increasing load ratings—all without adding weight for optimal performance.



WARRANTY

<b>3</b> SIDEWALL BELTS	<b>2</b> SIDEWALL BELTS
<b>8</b> PLY RATING	<b>6</b> PLY RATING
<b>PRO ARMOR</b>	<b>COMPETITION</b>

### READING TIRES NUMBER BY NUMBER



# FULL TREAD TO CONQUER ANY TERRAIN



## 2 WAYS TO PURCHASE FOR YOUR RANGER®

### KNOW YOUR TIRES

#### TREAD DEPTH

A deeper tread means more grip and cleaner performance

#### WEIGHT

A lighter tire makes for improved vehicle performance

#### PLY RATING

Indicates the overall load capability of the tire

#### SIDEWALL BELTS

Sidewall belts increase resistance to sidewall punctures

#### LOAD RATING

Tires with higher load ratings can handle more weight

## TIRES

### TRAIL



#### PRO ARMOR® ATTACK

The best all-purpose tire for all season traction in any terrain.

- Unique full-face tread design
- Harder durometer lugs promote extended wear, increasing tire life

<b>FRONT</b>	<b>REAR</b>
26" x 9" R14 \$415613 \$179 <sup>99</sup>	26" x 11" R14 \$415614 \$194 <sup>99</sup>

	TREAD DEPTH	WEIGHT	PLY RATING	SIDEWALL BELTS	LOAD RATING
<b>FRONT</b>		<b>28 lbs</b>	<b>8</b>	<b>3</b>	<b>910 lbs</b>
<b>REAR</b>	<b>29mm</b>	<b>32 lbs</b>			<b>1,320 lbs</b>

### UTILITY



#### PRO ARMOR® HARVESTER™

All-around work horse with tread life of 5,000 miles.

- Tread pattern designed to withstand anything from the farm yard, to the pastures to the trail
- With 10-Ply it can carry the load day-in and day-out.

<b>FRONT/REAR</b>	<b>FRONT/REAR</b>
26R12 26" x 10" R12 \$415966 \$234 <sup>99</sup>	27R14 27" x 10" R14 \$415965 \$234 <sup>99</sup>

	TREAD DEPTH	WEIGHT	PLY RATING	SIDEWALL BELTS	LOAD RATING
<b>FRONT</b>		<b>32 lbs</b>	<b>10</b>	<b>3</b>	<b>1,320 lbs</b>
<b>REAR</b>	<b>16mm</b>				



#### PRO ARMOR® XD-K

26" Kevlar® belted tire to tackle any terrain.

- Unique full-face tread design
- Harder durometer lugs promote for extended wear increasing tire life

<b>FRONT</b>	<b>REAR</b>
26" x 9" R12 \$415765 \$239 <sup>99</sup>	26" x 11" R12 \$415767 \$249 <sup>99</sup>

	TREAD DEPTH	WEIGHT	PLY RATING	SIDEWALL BELTS	LOAD RATING
<b>FRONT</b>		<b>28 lbs</b>	<b>8</b>	<b>3/1 KEVLAR®</b>	<b>935 lbs</b>
<b>REAR</b>	<b>31.7mm</b>	<b>32 lbs</b>			<b>1,100 lbs</b>



#### TERRAINARMOR® NON-PNEUMATIC TIRES

Never get a flat.

- Industry's first non-pneumatic tires built to sustain damage without compromising functionality of mobility
- Polymeric web design can withstand the harshest terrain
- Kit includes four 8" tires & speedkey kit
- 1 year limited warranty

8" TerrainArmor® Tire Kit  
2880918  
\$4919<sup>99</sup>  
ALL FULL-SIZE RANGER®, DIESEL & BRUTUS® MODELS  
My 13-14 requires ball joint upgrade kit 2880928.



### MUD



#### PRO ARMOR® DAGGER

From the trails to the pits, this specialist gets you through it all.

- Deep, self-cleaning lug and wide tire design for exceptional mud pit performance
- Rounded profile and full lug pattern for on-trail comfort

<b>FRONT</b>	<b>REAR</b>
27" x 9" R14 \$415617 \$269 <sup>99</sup>	27" x 11" R14 \$415618 \$284 <sup>99</sup>

	TREAD DEPTH	WEIGHT	PLY RATING	SIDEWALL BELTS	LOAD RATING
<b>FRONT</b>		<b>36 lbs</b>	<b>8</b>	<b>3</b>	<b>1,100 lbs</b>
<b>REAR</b>	<b>38mm</b>	<b>43 lbs</b>			<b>1,170 lbs</b>

### SNOW



#### PRO ARMOR® WHITEOUT

Extra wide tires for floatation in snow.

- Tread pattern designed for superior snow traction with limited digging
- Width to keep your machine on top of the snow

<b>FRONT/REAR</b>
27" x 14" R14 \$416032 \$349 <sup>99</sup>

	TREAD DEPTH	WEIGHT	PLY RATING	SIDEWALL BELTS	LOAD RATING
<b>FRONT</b>		<b>24 lbs</b>	<b>8</b>	<b>2</b>	<b>935 lbs</b>
<b>REAR</b>	<b>16mm</b>				

COMMON ACCESSORIES | TIRES



# WHEELS



## BEADLOCK RINGS

**VooDoo Blue**  
14" 1522244-619 | \$109<sup>99</sup>

**Machined**  
14" 1522244-266 | \$109<sup>99</sup>

**White**  
14" 1522244-133 | \$109<sup>99</sup>

**Indy Red**  
14" 1522244-293 | \$109<sup>99</sup>

**Orange Crush**  
14" 1522244-589 | \$109<sup>99</sup>

ONLY USED ON REBLR WHEELS.  
BEADLOCK RINGS SOLD  
INDIVIDUALLY.



### A. BUCKLE ACCENT

Front 14" x 7" | 1522544-266 | \$179<sup>99</sup>  
Rear 14" x 8" | 1522545-266 | \$194<sup>99</sup>

### B. BUCKLE MATTE BLACK

Front 14" x 7" | 1522544-468 | \$155<sup>99</sup>  
Rear 14" x 8" | 1522545-468 | \$169<sup>99</sup>

### C. SHACKLE ACCENT

Front 14" x 7" | 1522546-266 | \$179<sup>99</sup>  
Rear 14" x 8" | 1522547-266 | \$189<sup>99</sup>

### C. SHACKLE MATTE BLACK

Front 14" x 7" | 1522546-468 | \$155<sup>99</sup>  
Rear 14" x 8" | 1522547-468 | \$169<sup>99</sup>

### E. AMPLIFY ACCENT **NEW**

Front 14" x 7" | 1522956-266 | \$179<sup>99</sup>  
Rear 14" x 8" | 1522957-266 | \$184<sup>99</sup>

### F. AMPLIFY MATTE BLACK **NEW**

Front 14" x 7" | 1522956-468 | \$155<sup>99</sup>  
Rear 14" x 8" | 1522957-468 | \$169<sup>99</sup>

### G. SPLIT MATTE BLACK

Front 14" x 6" | 1522542-468 | \$155<sup>99</sup>  
Rear 14" x 8" | 1522543-468 | \$169<sup>99</sup>

### H. SIXR MATTE BLACK

Front 14" x 7" | 1521507-621 | \$144<sup>99</sup>  
Rear 14" x 8" | 1521508-621 | \$155<sup>99</sup>

### I. SIXR LUSTER

Front 14" x 7" | 1521507-410 | \$178<sup>99</sup>  
Rear 14" x 8" | 1521508-410 | \$189<sup>99</sup>

### J. SIXR MACHINED

Front 14" x 7" | 1521507-266 | \$144<sup>99</sup>  
Rear 14" x 8" | 1521508-266 | \$155<sup>99</sup>

### K. REBLR BLACK

(REQUIRES BEADLOCK RINGS)  
Front 14" x 7" | 1522238-458 | \$269<sup>99</sup>  
Rear 14" x 8" | 1522239-458 | \$269<sup>99</sup>

### L. WHITEOUT MATTE BLACK **NEW**

14" x 10" | 1522258 | \$219<sup>99</sup>

# TIRE & WHEEL SETS (4 WHEELS PER SET)

Using your tire and wheel selection, select your set and order by visiting your local Polaris® dealer or learn more at [Polaris.com](http://Polaris.com).

## PRO ARMOR® TIRES

	ATTACK ALL RANGER MODELS	ANARCHY XP 900 & 900 HIGH LIFTER EDITION	DAGGER ALL RANGER MODELS	HARVESTER 2TR14 ALL RANGER MODELS	WHITEOUT ALL RANGER MODELS
AMPLIFY ACCENT	2882330 \$1,429 <sup>99</sup>	2882473 \$2,069 <sup>99</sup>	2882393 \$1,878 <sup>99</sup>	2882389 \$1,679 <sup>99</sup>	
AMPLIFY MATTE BLACK	2882331 \$1,549 <sup>99</sup>	2882472 \$1,934 <sup>99</sup>	2882392 \$1,739 <sup>99</sup>	2882388 \$1,549 <sup>99</sup>	
BUCKLE ACCENT	2881335 \$1,549 <sup>99</sup>	2881402 \$2,069 <sup>99</sup>	2881337 \$1,878 <sup>99</sup>	2882383 \$1,679 <sup>99</sup>	
BUCKLE MATTE BLACK	2881336 \$1,429 <sup>99</sup>	2881341 \$1,934 <sup>99</sup>	2881338 \$1,739 <sup>99</sup>	2882384 \$1,549 <sup>99</sup>	
SHACKLE ACCENT	2881347 \$1,549 <sup>99</sup>	2881353 \$2,069 <sup>99</sup>	2881349 \$1,878 <sup>99</sup>	2882385 \$1,679 <sup>99</sup>	
SHACKLE MATTE BLACK	2881348 \$1,429 <sup>99</sup>	2881354 \$1,934 <sup>99</sup>	2881350 \$1,739 <sup>99</sup>	2882386 \$1,549 <sup>99</sup>	
SIXR LUSTER	2881359 \$1,549 <sup>99</sup>	2881368 \$2,069 <sup>99</sup>	2881362 \$1,878 <sup>99</sup>		
SIXR MATTE BLACK	2881360 \$1,429 <sup>99</sup>	2881369 \$1,934 <sup>99</sup>	2881363 \$1,739 <sup>99</sup>	2882387 \$1,549 <sup>99</sup>	
SIXR MACHINED	2881361 \$1,429 <sup>99</sup>	2881370 \$1,934 <sup>99</sup>	2881364 \$1,739 <sup>99</sup>		
REBLR MATTE BLACK	2881381 \$1,619 <sup>99</sup>	2881385 \$2,069 <sup>99</sup>	2881383 \$1,934 <sup>99</sup>		
SPLIT MATTE BLACK	2881404 \$1,429 <sup>99</sup>		2881405 \$1,739 <sup>99</sup>		
WHITEOUT MATTE BLACK					2882382 \$2,321 <sup>99</sup>

▶ = TOP SELLER

## LUGS

### 12MM X 1.25 SPLINED LUG NUTS

16 splined lug nuts with wrench  
▶ 2879332 | \$48<sup>99</sup>

4 splined lug nuts without wrench  
▶ 2879331 | \$17<sup>99</sup>

Splined Lug Wrench  
▶ 2204966 | \$11<sup>99</sup>

ALL RANGER FULL-SIZED MODELS


### 3/8"-24 HEX LUG NUTS

Set of 4  
▶ 2876754 | \$17<sup>99</sup>

Set of 16  
▶ 2877409 | \$41<sup>99</sup>

ALL RANGER MID-SIZED MODELS

## REPLACEMENT CAPS



### POLARIS® CAPS

Luster  
▶ 1521509-410 | \$14<sup>99</sup>

Matte Black  
▶ 1521509-521 | \$14<sup>99</sup>

AMPLIFY, BUCKLE, REBLR, SHACKLE, SIXR, SPLIT, WHITEOUT



### PRO ARMOR® CAPS **NEW**

Luster  
▶ 5453209-410 | \$14<sup>99</sup>

Matte Black  
▶ 5453209-458 | \$14<sup>99</sup>

AMPLIFY, BUCKLE, REBLR, SHACKLE, SIXR, SPLIT, WHITEOUT

# TRACKS



**Prospector PRO TRACK SYSTEM**



## PROSPECTOR PRO® TRACK SYSTEM

- Polaris' exclusive optimized hub geometry that minimizes feedback and eases steering effort
- Flexible lug design for the highest level of deep snow performance by lifting up in deep snow as opposed to digging down
- Lightweight design with slight weight reduction over Camoplast® kit provides for better flotation, eases steering effort and provides better vehicle control

## PROSPECTOR PRO® TRACK MOUNTS

- Install this track system mounting hardware in place of tires and wheels. Tracks sold separately.
- ▶ 2879621 | \$589<sup>99</sup>  
XP 1000 & 900 MY 13-17, CREW XP 1000 & 900 MY 14-17, XP 570 MY 16, CREW 570 FULL SIZE MY 15, CREW 570 FULL SIZE MY 15
- For year-round use, Polaris® recommends the use of Intake Update Kit (2880673) on any MY 13-17 RANGER® XP with tracks installed. To keep intake system working optimally, this kit pre-filters out fine snow and dust.
- ▶ 2880071 | \$589<sup>99</sup>  
XP 570 MY 14, 570 FULL SIZE MY 15-17, CREW 570 MY 15-17

## PROSPECTOR PRO® TRACK

- ▶ 2880757 | \$599<sup>99</sup>  
XP 900 MY 13-15, CREW 900 MY 14-15, XP 1000 & 900 NON-EPS MY 16-17, CREW XP 1000 & 900 NON-EPS MY 16-17 500 lb. maximum cargo load with tracks installed.
- ▶ 2880758 | \$599<sup>99</sup>  
XP 900 MY 13-15, CREW 900 MY 14-15, XP 1000 & 900 FACTORY EPS MY 16-17, CREW XP 1000 & 900 FACTORY EPS MY 16-17 500 lb. maximum cargo load with tracks installed.



**LIGHTING**

# EXTEND YOUR RIDE TIME

Extend your ride time with a complete line powerful Polaris® and Pro Armor® lights. See what's in front of you, around you and under the body of your ride with our superior lights and lighting systems no other manufacturer or competitor can beat.



**WIRING HARNESSES REQUIRED FOR INSTALLATION OF POLARIS' & PRO ARMOR' LIGHTS**

- 1 ADD A BATTERY CONNECTION CABLE**  
If you don't have a winch installed add a Battery Connection Cable to ensure there is enough power to run electric powered accessories.
- Full-Size 2/3 Seat: 2873368
  - Full-Size CREW: 2879665
  - Mid-Size 2 Seat: 2879930
  - Mid-Size Crew: 2880929

**CHOOSE LED HARNESSES**

- 1 LIGHT WITH 1 SWITCH**  
LED Harness 2873863
- 2 LIGHTS WITH 1 SWITCH**  
LED Harness 2873863 and Dual Light Harness 2878170
- 2 LIGHTS WITH 2 SWITCHES**  
2 LED Harnesses 2873863

**POLARIS ENGINEERED™** Designed, built and tested with your *RANGER*®, Polaris Engineered® lights feature some of the most advanced heat management options, and unmatched durability for the off-road.

**PRO ARMOR®** As an industry leader in premium off-road accessories for more than a decade, Pro Armor® delivers purpose-built lighting with superior durability and ultimate performance.

**REFINED DESIGN**

- » Maximum heat sink efficiency for lower profile and narrower design
- » Shatterproof polycarbonate lenses and ultra-durable, high-grade 6061 aluminum housing
- » Sealed to be dust- and water-tight; Fully submersible up to 1 meter

**ADVANCED TECH**

- » Made by Vision-X, a leader in premium off-road lighting
- » Next-generation, premium 5-10 Watt CREE® XP-G-2 LEDs
- » Up to 90% LED efficiency produces more usable light per watt

**EXCLUSIVE OPTICS**

- » Holistically designed optics, built from the ground up
- » Precisely-angled reflectors provide the function of two lights in one by flooding light both down and across your range of view

**RUGGED STYLE**

- » Big, beefy design
- » Aggressive styling that matches the Pro Armor® brand
- » Unique bezel designs for spot or flood applications

**DURABLE CONSTRUCTION**

- » Oversized, extruded aluminum heat sinks for longer, more extreme usage conditions
- » UV Polyester powder-coating and precision cast end panels

**POWERFUL LEDS**

- » 3-5 Watt CREE® LEDs
- » IP67 Marine-grade rated
- » Isolated PCBs with aluminum substrate
- » Massive and bright ... up to 66 LEDs and 11,000 lumens

**35" LED LIGHT BAR**  
• 9504 Lumens value  
» 2880527 | \$839<sup>99</sup>

**30" LED LIGHT BAR**  
• 7815 Lumens value  
» 2881324 | \$778<sup>99</sup>

**13" LED LIGHT BAR**  
• 3168 Lumens value  
» 2880530 | \$359<sup>99</sup>

**7" LED LIGHT BAR**  
• 1584 Lumens value  
» 2880624 | \$259<sup>99</sup>

**CANNON LIGHT**  
• 1052 Lumens value  
» 2881471 | \$234<sup>99</sup>  
ALL RANGER® MODELS



3 LIGHT COVERS INCLUDED

**2" LED LIGHT**  
• 900 Lumens  
» 2878715 | \$169<sup>99</sup>  
ALL RANGER® MODELS

**ACCENT LIGHTING KITS**  
• Kit includes 4 LED pods  
• Durable off-road ready construction that is both dust and water-resistant

COLOR	LIGHTING KIT	SINGLE LIGHT
RED	2880500   \$194 <sup>99</sup>	2880532   \$48 <sup>99</sup>
BLUE	2880506   \$194 <sup>99</sup>	2880533   \$48 <sup>99</sup>
WHITE	2881119   \$194 <sup>99</sup>	2881176   \$48 <sup>99</sup>
GREEN	2882379   \$194 <sup>99</sup>	2882378   \$48 <sup>99</sup>



**REMOTE-OPERATED SWIVEL LIGHT**  
• Wirelessly remote controlled, 360° rotating high intensity light  
• Roof mounted  
• Weatherproof design  
• Projects up to 2933-feet (894-meters)  
» 2881572 | \$519<sup>99</sup>  
Does not require a LED Light Bar Harness.

**NEW DUAL ROW 30" COMBO**  
• 11252 Lumens value  
2882074 | \$629<sup>99</sup>

**NEW DUAL ROW 10" FLOOD**  
• 3021 Lumens value  
2882311 | \$259<sup>99</sup>

**NEW DUAL ROW 10" SPOT**  
• 3062 Lumens value  
2882075 | \$259<sup>99</sup>

**NEW CUBE FLOOD**  
• 1297 Lumens value  
2882312 | \$129<sup>99</sup>

**NEW CUBE SPOT**  
• 1259 Lumens value  
2882076 | \$129<sup>99</sup>



**NEW SINGLE ROW 33" COMBO**  
• 5335 Lumens value  
2882077 | \$454<sup>99</sup>

**NEW SINGLE ROW 11" FLOOD**  
• 1606 Lumens value  
2882313 | \$169<sup>99</sup>

**NEW SINGLE ROW 11" SPOT**  
• 1665 Lumens value  
2882078 | \$169<sup>99</sup>



# AUDIO


# TUNE IN. JAM ON.

Just because you've got a to-do list that goes on for days doesn't mean you can't enjoy your favorite tunes along the way. Hook up a Dash Mounted Audio Kit sound bar or the Lock & Ride® Pro Fit Premium Audio Roof to listen while you're working on the job site or riding on the trail.



### LOCK & RIDE® Pro Fit PREMIUM AUDIO ROOF

- Complete all-in-one system with all components integrated under the roof
  - Powerful 400-watts of max-power with a 50Hz to 20kHz dynamic range
  - Bluetooth® wireless connectivity for today's smartphones
  - Features four powerful, full-range 8x9 speakers for premium sound
- ▶ 2880538 | \$2,899<sup>99</sup>
- 570 FULL-SIZE MY 14-17, DIESEL MY 14-17, XP 1000 6 900 MY 13-17, XP 570 MY 16, DIESEL MY 14-17, 570 FULL-SIZE MY 15, CREW XP 1000 6 900 MY 13-17, CREW XP 570 MY 16, CREW DIESEL MY 14-17, CREW 570 FULL-SIZE MY 15
- Light Bar Mount Kit (2879732) required for installing a light bar.
- ▲ Requires Battery Connection Cable. See page 73.



### DASH MOUNTED AUDIO KIT

- ▶ 2879971 | \$779<sup>99</sup>
  - 570 FULL-SIZE MY 16-17, 570/500/ETX MY 15-17, LI-ION EV 6 EV MY 15-17, CREW 570 MY 15-17, CREW 570 FULL-SIZE MY 16-17
  - ▶ 2882000 | \$779<sup>99</sup> **NEW**
  - XP 1000 6 900 MY 13-17, XP 570 MY 16, DIESEL MY 14-17, 570 FULL-SIZE MY 15, CREW XP 1000 6 900 MY 13-17, CREW XP 570 MY 16, CREW DIESEL MY 14-17, CREW 570 FULL-SIZE MY 15
- ▲ Requires Battery Connection Cable and Audio Harness for installation. See page 73.



### SOUND BAR 4

- Two midrange/midbass speaker and two dedicated tweeters
  - Integrated self-powered amplifier for easy installation
- ▶ 2881230 | \$494<sup>99</sup>
- ▲ Requires Battery Connection Cable and Audio Harness for installation. See page 73.

### SOUND BAR 6

- Six midrange/midbass speaker and two dedicated tweeters
  - Integrated self-powered amplifier for easy installation
- ▶ 2881465 | \$839<sup>99</sup>
- ▲ Requires Battery Connection Cable and Audio Harness for installation. See page 73.

### SOUNDBAR ROOF MOUNTS **NEW**

- New brackets to mount the MB Audio Bar
- ▶ 2882502 | \$29<sup>99</sup>
- FULL-SIZE PREMIUM, POLY 6 CAMO ROOFS: 2/3 SEAT - 2882502, 2879979, 2880495 / CREW - 2882508, 2882505  
MID-SIZE, POLY 6 CAMO ROOFS: 2 SEAT - 2882287, 2880634 / CREW - 2879953, 2880635
- Sold separately. Required for Sand Bar Roof Mount

### WATERPROOF BLUETOOTH® AUDIO

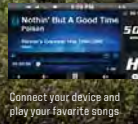
- Mounts easily to the handlebars, roll cage or fits in your dashboard storage area
  - Internal LiPo rechargeable battery provides 12 hours of music between charges
- ▶ 2880458 | \$324<sup>99</sup>
- ALL RANGER MODELS

# TECH & ELECTRONICS

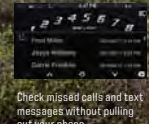


## POLARIS® INTERACTIVE DIGITAL DISPLAY 2.0

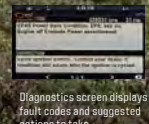
- ### FEATURES
- Exporting capabilities for created tracks and waypoints from the display to USB drive
  - Course up arrow option with rotating background map now available
  - Distance to a selected waypoint shown on the map screen
  - Automatic day/night brightness change based on time of day and day of year
  - New riding screen with increased visibility to important diagnostics, gear indicator enlarges on gear change
  - High resolution, 4.3" full color LCD display
  - Bluetooth® connectivity allows you to pair your smart phone and check missed calls, text message, battery life and signal strength
  - GPS Connectivity offers exact location information including elevation, latitude/longitude and compass bearings
- ▶ 2880402 | \$1,034<sup>99</sup>
- XP 1000 6 900 MY 13-17, XP 570 MY 16, DIESEL MY 14-17, 570 FULL-SIZE MY 15, CREW XP 1000 6 900 MY 13-17, CREW XP 570 MY 16, CREW DIESEL MY 14-17, CREW 570 FULL-SIZE MY 15
- Requires RANGER® Install Kit (2880587)
- Extension Harness required for CREW (2813116)



Connect your device and play your favorite songs.



Check missed calls and text messages without pulling out your phone.



Diagnostics screen displays fault codes and suggested actions to take.

### REVERSE CAMERA ACCESSORY

- ▶ 2881653 | \$129<sup>99</sup>
- XP 1000 6 900 MY 13-17, XP 570 MY 16, DIESEL MY 14-17, 570 FULL-SIZE MY 15, CREW XP 1000 6 900 MY 13-17, CREW XP 570 MY 16, CREW DIESEL MY 14-17, CREW 570 FULL-SIZE MY 15

### POLARIS® INTERACTIVE DIGITAL DISPLAY INSTALL KIT

- Includes all new instrument panel, necessary mounting hardware, wiring harness, etc. to install the Polaris® Interactive Digital Display
- ▶ 2880567 | \$194<sup>99</sup>
- XP 1000 6 900 MY 13-17, XP 570 MY 16, DIESEL MY 14-17, 570 FULL-SIZE MY 15, CREW XP 1000 6 900 MY 13-17, CREW XP 570 MY 16, CREW DIESEL MY 14-17, CREW 570 FULL-SIZE MY 15

## WIRING HARNESSES REQUIRED FOR INSTALLATION OF AUDIO ACCESSORIES

### 1 ADD A BATTERY CONNECTION CABLE

- #### BATTERY CONNECTION CABLES
- Necessary component to connect your accessory busbar to the vehicle battery
  - Wires are cut to the precise length of your vehicle to minimize slack
- ▶ FULL SIZE | 2879388 | \$42<sup>99</sup>
  - XP 1000 6 900 MY 13-17, XP 570 MY 16, DIESEL MY 14-17, 570 FULL-SIZE MY 15
  - ▶ FULL SIZE CREW | 2879685 | \$69<sup>99</sup>
  - CREW XP 1000 6 900 MY 13-17, CREW XP 570 MY 16, CREW DIESEL MY 14-17, CREW 570 FULL-SIZE MY 15
  - ▶ MID SIZE | 2879980 | \$55<sup>99</sup>
  - 570/500/ETX MY 15-17, LI-ION EV EV MY 15-17
  - ▶ MID SIZE CREW | 2880929 | \$55<sup>99</sup>
  - CREW 570 MY 15-17

### 2 CHOOSE A AUDIO HARNESS

- #### DASH MOUNTED AUDIO KIT HARNESS
- ▶ 2882167 | \$94<sup>99</sup>
  - ALL RANGER MODELS
- #### SOUND BAR AUDIO HARNESS
- ▶ 2882280 | \$94<sup>99</sup>
  - ALL RANGER MODELS

### AUXILIARY BATTERY KIT

- Recommended to use up to two batteries
- ▶ 2880555 | \$389<sup>99</sup>
  - ▶ 2879031 | \$389<sup>99</sup>
- EV MY12-14
- Requires 4010630 Battery Up To Two Batteries

### SPEEDKEY

- ▶ 2879988 | \$388<sup>99</sup>
- XP 1000 6 900 MY 13-17, XP 570 MY 16, DIESEL MY 14-17, 570 FULL-SIZE MY 15, CREW XP 1000 6 900 MY 13-17, CREW XP 570 MY 16, CREW DIESEL MY 14-17, CREW 570 FULL-SIZE MY 15, 570/500/ETX MY 15-17, LI-ION EV EV MY 15-17, CREW 570 MY 15-17

### EV QUICK CHARGING KIT

- ▶ 2880556 | \$779<sup>99</sup>
- EV MY 15-17



### EPS (ELECTRONIC POWER STEERING) KIT

- Enjoy smooth, responsive automotive quality power steering
- ▶ 2880083 | \$1,679<sup>99</sup>
  - XP 1000 6 900 MY 13-17, XP 570 MY 16, DIESEL MY 14-17, 570 FULL-SIZE MY 15, CREW XP 1000 6 900 MY 13-17, CREW XP 570 MY 16, CREW DIESEL MY 14-17, CREW 570 FULL-SIZE MY 15
  - ▶ 2879970 | \$1,679<sup>99</sup>
  - 570 MY 15-17, CREW 570 MY 15-17
  - ▶ 2879259 | \$1,679<sup>99</sup>
  - XP 900 MY 13

### DIESEL BLOCK HEATER

- Provides heat to the engine for sure starting in extreme cold
  - Includes thermostat for auto shut-off to prevent overheating
- ▶ 2880826 | \$234<sup>99</sup>
  - ▶ 2879259 | \$1,679<sup>99</sup>
  - DIESEL MY 14-17, CREW DIESEL MY 14-17

COMMON ACCESSORIES | AUDIO / TECH



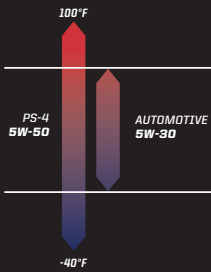
# STOCK YOUR GARAGE

FOR THE LIFE OF YOUR RIDE

POLARIS® PS-4 VS AUTOMOTIVE OIL

When your *RANGER* demands the very best, look no further than PS-4 oil from Polaris. Engineered for wear protection, PS-4 gives you the power to keep riding in any condition.

**39%**  
GREATER VISCOSITY RANGE



- Industry-leading viscosity range
- 5W provides optimal cold-start protection
- 50 provides maximum film strength in high-heat, high-stress conditions

**24%**  
BETTER WEAR PROTECTION



- Anti-wear additives bond to critical motor internals for wear prevention
- High detergency prevents sludge & carbon buildup

**19%**  
HIGHER OIL RETENTION



- Full synthetic base stock
- Low volatility keeps oil in the crankcase



PS-4 OIL CHANGE KIT  
▶ 2879323



PS-4 EXTREME DUTY OIL CHANGE KIT  
▶ 2879324



ORV MAINTENANCE KIT  
▶ 2880425



PS-4 - GALLON  
▶ 2878245



PS-4 EXTREME DUTY - GALLON  
▶ 2878919



PS-4 EXTREME DUTY - 1 QUART  
▶ 2878920

PS-4 - 1 QUART  
▶ 2878244

### TOP 3 MAINTENANCE TIPS

1. CHANGE ENGINE OIL EVERY 100 HOURS OR 6 MONTHS WITH PS-4 OR PS-4 EXTREME DUTY

\*PERFORM BREAK-IN OIL CHANGE AT 25 HOURS

2. CHANGE DRIVE TRAIN FLUID EVERY 100 HOURS OR 12 MONTHS WITH THE ORV MAINTENANCE KIT, PER VEHICLE MANUAL

3. VISUALLY INSPECT COOLANT, FUEL FILTER, AIR FILTER AND BELTS REGULARLY.

FOR MORE INFORMATION AND PRODUCTS VISIT: [POLARISLUBRICANTS.COM](http://POLARISLUBRICANTS.COM)



## PARTS

# FOR THE LIFE OF YOUR RIDE

Polaris Engineered Parts™ are rigorously tested, developed specially for your machine and optimized for peak performance. Everything from parts and lubricants, to tool chests and generators—Polaris® has all of the highest-quality products to keep your off-road vehicle running at peak performance.

CHECK OUT OUR **PARTS FINDER ON POLARIS.COM** FOR EASY PARTS LOOK-UP, PARTS IDENTIFICATION, VIEWS OF ASSEMBLIES AND MORE!



### AIR FILTERS

- In extreme stress tests, blocked over 99.95% of dust and contaminants



### OIL FILTERS

- Designed to keep strong oil flow in the most demanding conditions
- Allows optimal oil flow for cold starts



### BATTERY

- Dependable and purpose-built for the off-road, so you know it's ready to go when you are
- Made in U.S.A.



### BRAKE PADS

- Designed and tested to perform in all conditions: humid, wet or dry, hot or cold
- Features sintered metallic pads to ensure optimal performance at extreme operating temperatures
- Engineered for maximum output and minimal noise and wear



### DRIVE BELTS

- Precision-built to tight tolerances for consistently high performance
- Tested and validated by Polaris Engineers to meet the highest standards
- Made of high-tensile Aramid cord with composite-reinforced rubber, our belts continue to perform and outlast other belts

## RAMPS

### ALUMINUM ARCHED LOADING RAMPS

- 2875384 | 76" x 12" | \$269<sup>00</sup>



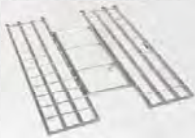
### FOLDING HEAVY-DUTY ALUMINUM RAMPS

- 2875387 | 76" x 12" | \$359<sup>00</sup>



### LIGHTWEIGHT TRI-FOLD RAMPS

- 2875385 | 76" x 51" | \$299<sup>00</sup>



## TRAILERING

### TRAILER COVER

- 2880632 | \$389<sup>00</sup>
- 570 MY 15-17, ETX MY 15-16, EV MY 15-17, EV 15-20 MY 17
- 2880633 | \$519<sup>00</sup>
- CREW 570 MY 15-17, CREW XP 1000 & 900 MY 14-17, CREW DIESEL MY 15-17
- 2879407-067 | \$389<sup>00</sup>
- XP 1000 & 900 MY 15-17, 4X4, XP, HD MY 09-13, 4X4, XP, 2014 MY 05-09, XP 570 MY 15-16, DIESEL MY 15-17

### 2" RECEIVER HITCH

- 2875320 | \$55<sup>00</sup>



## CLEANING PRODUCTS

### PRE-TREAT

#### MUD SHIELD® PRE-TREATMENT

- 2830223 | \$10<sup>00</sup>

#### NEVER RUST SPRAY™

- 2830230 | \$11<sup>00</sup>

### CLEAN

#### XP WASH™

- 2630225 | \$11<sup>00</sup>

#### XP SPRAY WASH™

- 2830224 | \$13<sup>00</sup>

#### GLASS CLEANER

- 2830224 | \$4<sup>00</sup>

### CLEAN

#### ALL PURPOSE CLEANER

- 2830227 | 16 oz. | \$10<sup>00</sup>

#### HD CLEANER & DEGREASER

- 2830418 | 1 gal. | \$23<sup>00</sup>
- 2830420 | 5 gal. | \$95<sup>00</sup>

#### VEHICLE & EQUIPMENT WASH

- 2830417 | 1 gal. | \$19<sup>00</sup>
- 2830422 | 5 gal. | \$69<sup>00</sup>

#### ALL PURPOSE CLEANER PLUS

- 2830414 | 1 gal. | \$19<sup>00</sup>
- 2830416 | 5 gal. | \$69<sup>00</sup>

### SHINE

#### SHINE POLARIS® POLISH

- 2830228 | \$7<sup>00</sup>

#### INSTANT SHINE & DETAILER

- 2830226 | \$9<sup>00</sup>



## BATTERY CARE

**BatteryMinder®**



### BATTERYMINDER® 2012 AGM - 2-AMP

- 2830438 | \$119<sup>00</sup>

### BATTERYMINDER® EZ CONNECT

- 2830411 | \$39<sup>00</sup>

### BATTERYMINDER® 12' CABLE

- 2830410 | \$15<sup>00</sup>

### BATTERYMINDER® RING TERMINAL

- 2830437 | \$11<sup>00</sup>

### BATTERYMINDER® SPLITTER

- 2830409 | \$29<sup>00</sup>

### JUMPSTARTER BATTERY PACK

- Includes: Storage Case, Smart Jumper Cables, Car Charger, Wall Charger, Quick Start Guide
- 12,000 mAh Capacity
- Two 5V/2.1A USB Outputs
- 200 Lumen Flashlight
- Digital Battery Life Monitor
- 1 year limited warranty
- 2830495 | \$139<sup>00</sup>

## LUBRICANTS & FLUIDS

### EXTENDED LIFE ANTI-FREEZE

- 2880514 | 1 qt.
- 2880513 | 2.5 gal.

### AGL

- 2878068 | 1 qt.
- 2878069 | 2.5 gal.

### DEMAND DRIVE FLUID

- 2877922 | 1 qt.
- 2877923 | 2.5 gal.

### U-JOINTGREASE

- 2871515 | 14 oz.



COMMON ACCESSORIES | CARE / TRAILER



## TOOL CHESTS

# READY TO WRENCH

If you've got a set of high-quality tools, keep them organized and protected in Polaris' line of premium tool chests and workstations. For even more storage, customize your tool chest by stacking the Polaris Standard Top or workstation AND Roller Cabinets together. In the garage or in your vehicle—they go where you need them the most.



**POLARIS® 41" STANDARD TOP CHEST**  
 • 40 3/4" W x 20 1/2" H x 19 1/4" D  
 ▶ 2830450 | HIGH GLOSS FINISH | \$839<sup>99</sup>

### POLARIS® ROLLER TOOL CABINETS & CHESTS

- Raise and release drawer pulls keeps drawers secure when moving
- Drawers use roller bearing glides
- Full width wrap-around aluminum drawer pulls
- Tubular theft proof lock and keys

### POLARIS® 41" 11-DRAWER ROLLER CABINET

- 41" W x 41 1/2" H x 18" D
- ▶ 2830408 | TEXTURED FINISH | \$1,297<sup>99</sup>
- ▶ 2830451 | HIGH GLOSS FINISH | \$1,199<sup>99</sup>

### POLARIS® 41" PORTABLE WORKSTATION

- 41" W x 21 1/2" H x 17 1/2" D
- ▶ 2830407 | \$949<sup>99</sup>

### POLARIS® 30" PORTABLE WORKSTATION

- 30 3/4" W x 20 3/4" H x 17 1/2" D
- ▶ 2830405 | \$1,097<sup>99</sup>

### POLARIS® 30" 5-DRAWER ROLLER CABINET

- 30 3/4" W x 41" H x 20 3/4" D
- ▶ 2830406 | TEXTURED FINISH | \$949<sup>99</sup>



### POLARIS 72" ROLLER CABINET **NEW**

- Patented Quick Release™ drawer pull attaches across the drawer front for a sturdier, more secure handle
- Industrial Strength 12-gauge steel frame gives heavy duty support
- 2 extra-deep drawers allow storage of large and bulky tools
- 3 extra-long drawers provide storage for tools of all shapes and sizes
- Load capacity: 100-200 lbs. per drawer
- Heavy duty casters load rated 900 lbs. per caster
- ▶ 2830492 | 72" W x 25" D x 47" H | \$3,199<sup>99</sup>



### POLARIS® HAND TOOL CADDY

- Hangs from fence rail of roller tool cabinets
- ▶ 2830431 | SILVER | \$79<sup>99</sup>



### POLARIS® POWER TOOL CADDY

- ▶ 2830430 | SILVER | \$45<sup>99</sup>

## GENERATORS

### POLARIS® POWER

Powerful, portable, durable. These digital inverter generators are built to match your outdoor lifestyle, and are tested to the same rigorous standards as every Polaris® product.

### POLARIS POWER® INVERTER GENERATORS

- 1000 WATT - P136D6ANA
- 2000 WATT - P136D6BNA
- 3000 WATT - P136D6CNA



For more information visit [PolarisPower.com](http://PolarisPower.com)

## LIFTS/CREEPER

### POLARIS® VEHICLE LIFT

- Get fast, easy access to the underside of your vehicle with this handy lift
- Manual or pneumatic operation has smooth lift
- Raises vehicle up to 32 inches to make repairs and maintenance faster and easier
- ▶ 2830425 | 2300 LBS | \$1,199<sup>99</sup>
- ▶ 2830424 | 1250 LBS | \$759<sup>99</sup>

### POLARIS® VEHICLE LIFT ATTACHMENTS

- ▶ 2830426 | RZR®/RANGER® | \$178<sup>99</sup>

### POLARIS® X3 CREEPER

- Three positions: flat position, 45-degree angle or seated work stool
- Helps you maneuver any repair with ease
- Stay dry and warm—away from cold, wet cement floors
- Easily stores away when not in use
- ▶ 2830429 | BLACK | \$179<sup>99</sup>



## SHOP PRODUCTS



**POLARIS® MAGNETIC PARTS TRAY**  
 ▶ 2830432 | SILVER | \$13<sup>99</sup>



**POLARIS® 12" HI-TORQUE RATCHETING DRIVER**  
 ▶ 2830434 | BLACK/BLUE | \$22<sup>99</sup>



**GREASE GUN KIT**  
 ▶ 2871312 | SILVER | \$44<sup>99</sup>



**POLARIS® LED POCKET FLASHLIGHT**  
 ▶ 2830436 | BLACK | \$29<sup>99</sup>



**POLARIS® 33" TELESCOPIC MAGNET**  
 ▶ 2830435 | BLACK | \$4<sup>99</sup>



**POLARIS® HEAVY DUTY SCRUBBER WIPES - 90CT**  
 ▶ 2830441 | \$22<sup>99</sup>



**POLARIS® SHOP TOWELS**  
 ▶ 2830440 | 54 CT | \$4<sup>99</sup>  
 ▶ 2830402 | 200 CT | \$26<sup>99</sup>  
 ▶ 2830403 | 200 CT REFILL | \$18<sup>99</sup>



• 2867898 | 2867765 | 2867879 | 2867963

FOR MORE APPAREL GO TO [POLARIS.COM/SHOP](http://POLARIS.COM/SHOP)

# ENGINEERED TO BE THE PERFECT FIT



**POLARIS** PROTECTION PLAN The only extended coverage straight from Polaris™—  
comprise nothing. [www.protectmypolaris.com](http://www.protectmypolaris.com)



Unless noted, trademarks are the property of Polaris® Industries Inc. SQR® is a registered trademark of SQR, Inc. Amari® is a registered trademark of Kuraray Co. Ltd. of Japan. AP-380® is a registered trademark of TK. BatteryInliner® is a registered trademark of VDE Electronics Inc. Bluetooth® is a registered trademark of Bluetooth SIG, Inc. Break-Up® is a registered trademark of Hesa Outdoor, Inc. Browning® is a registered trademark of Browning Corporation. Camoplast® is a registered trademark of Camoplast Sidelval Inc. Carhartt® is a registered trademark of Carhartt, Inc. CharterBox® is a trademark of CharterBox USA. Corbura® is a registered trademark of Invista North America S.A. El. Saevo® is a registered trademark of Daewoo International Corporation. Delphi® is a registered trademark of Delphi Technologies, Inc. Donaldson® is a registered trademark of Donaldson Company, Inc. FOX® is a registered trademark of FOX Racing Shox. GoPro® is a registered trademark of GoPro Inc. Homelink® is a registered trademark of Johnson Controls Technology Inc. iPhone® and iPod® are registered trademarks of Apple Computer, Inc. Jensen® is a registered trademark of Recoton Audio Corp. JL Audio® is a registered trademark of JL Audio, Inc. Keuler® is a registered trademark of DuPont. Kanga® is a registered trademark of Kanga Outdoor, Inc. Lowrance® is a registered trademark of Navico, Inc. Lycra® is a registered trademark of INVISTA North America S.A. Orl. Maxxis® is a registered trademark of Cheng Shin Rubber Ind. Co. Ltd. Mossy Oak® is a registered trademark of Hesa Outdoor, Inc. MTX® is a registered trademark of Mitek Corporation. DCI® is a registered trademark of Diglo International, Inc. Polylife® is a registered trademark of JSP Coats Limited Corp. Quick-Dry® is a registered trademark of Innovative Fashion Group Corp. SAE® is a registered trademark of Society of Automotive Engineers, Inc. SeatSaver® is a registered trademark to Prince Lionheart, Inc. Sedona® is a trademark of Western Power Sports, Inc. Sirius® is a registered trademark of Ampospec APS Corporation. SUX® is a trademark of Cheng Shin Rubber Ind. Co. Ltd. TokVest® is a registered trademark of TokVest, Inc. Vector® is a registered trademark of Vector Industries B.V. Ltd Co. Netherlands. Vetr® is a registered trademark of Vetr Coolers LLC. YKK® is a registered trademark of YKK Corporation. Prices and availability are subject to change at any moment. Copyright © 2016 Polaris® Industries. All rights reserved.